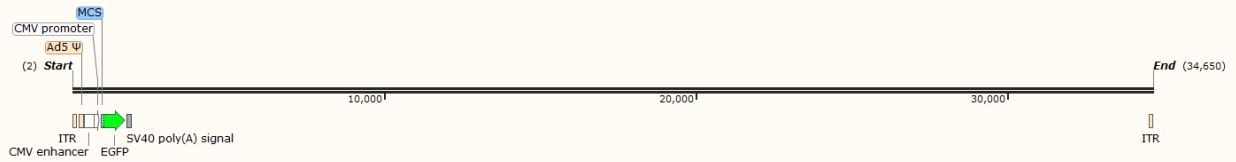


U of Iowa-4 Ad5CMVeGFP Plasmid: G0167 pacAd5CMVeGFP SV40pA



Viral DNA size 34,648 bp



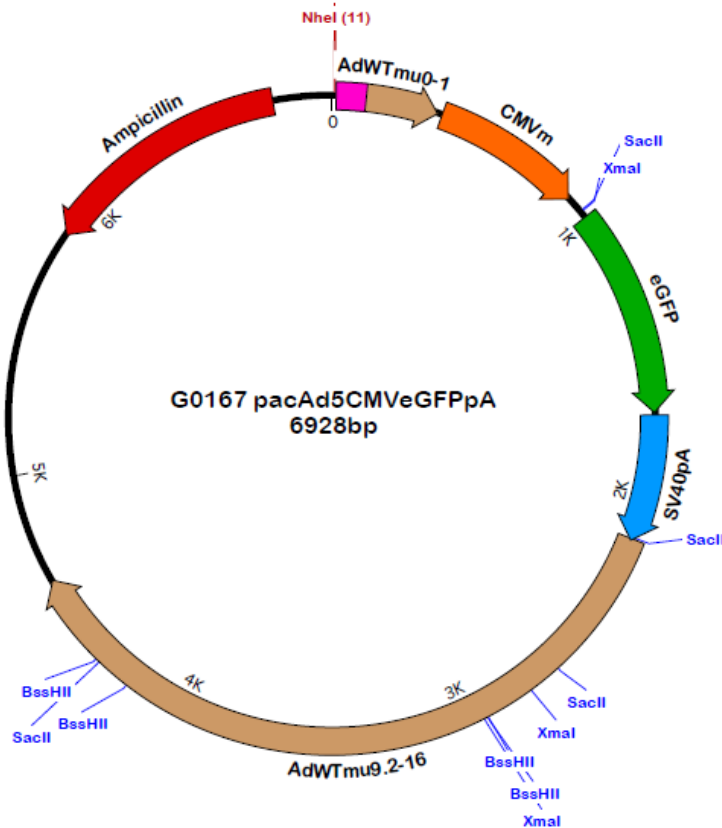
Iowa-4 Ad5CMVeGFP Viral DNA
34,648 bp

Plasmid Features: 6928bp

<u>Coordinates</u>	<u>Feature</u>
Ad5:	16-368 and 2153-4617
mCMV:	385-907
eGFP	992-1711
SV40:	1003-1470
Ampicillin:	6007-5147 (Complimentary)

Antibiotic Resistance: Ampicillin.
Backbone: pBR322

Note: To check the integrity of the Ad5 plasmid, perform single restriction enzyme digestions with NheI or PacI, BssHII, SacII and XmaI.



AATTAATTAAGCTAGCATCATCAATAATATACCTTATTTTGGATTGAAGCCAATATGAT
AATGAGGGGGTGGAGTTTGTGACGTGGCGCGGGGCGTGGGAACGGGGCGGGTGACGT
AGTAGTGTGGCGGAAGTGTGATGTTGCAAGTGTGGCGGAACACATGTAAGCGACGGAT
GTGGCAAAAGTGACGTTTTTGGTGTGCGCCGGTGTACACAGGAAGTGACAATTTTCGC
GCGTTTTAGGCGGATGTTGTAGTAAATTTGGGCGTAACCGAGTAAGATTTGGCCATT
TTCGCGGAAAACCTGAATAAGAGGAAGTAAAATCTGAATAATTTTGTGTTACTCATAGC
GCGTAATATTTGTCTAGGGAGATCAGCCTGCAGGTCGTTACATAACTTACGGTAAATG
GCCCCCTGGCTGACCGCCCAACGACCCCCGCCATTGACGTCAATAATGACGTATGT
TCCCATAGTAACGCCAATAGGGACTTTCATTGACGTCAATGGGTGGAGTATTTACGGT
AACTGCCCACTTGGCAGTACATCAAGTGTATCATATGCCAAGTACGCCCCCTATTGAC
GTCAATGACGGTAAATGGCCCGCTGGCATTATGCCAGTACATGACCTTATGGGACT
TTCCTACTTGGCAGTACATCTACGTATTAGTCATCGCTATTACCATGGTGTATGCGGTTT
TGGCAGTACATCAATGGGCGTGGATAGCGGTTTGACTCACGGGGATTTCGAAGTCTCC
ACCCATTGACGTCAATGGGAGTTTGTTTTGGCACCAAAATCAACGGGACTTTCAAAA
TGTGTAACAACCTCCGCCCATTTGACGCAAAATGGGCGGTAGGCGTGTACGGTGGGAGG
TCTATATAAGCAGAGCTCGTTTGTAGTAACCGTCAGATGGTACCGTTTAAACTCGAGCTC
AAGCTTCGAATTCTGCAGTCGACGGTACCGCGGGCCCGGGATCCACCGGTCGCCACCA
TGGTGAGCAAGGGCGAGGAGCTGTTACCGGGGTGGTGCCATCCTGGTCGAGCTGG
ACGGCGACGTAAACGGCCACAAGTTCAGCGTGTCCGGCGAGGGCGAGGGCGATGCCA
CCTACGGCAAGCTGACCCTGAAGTTCATCTGCACCACCGGCAAGCTGCCCGTGCCCTG
GCCACCCCTCGTGACCACCTGACCTACGGCGTGCAGTGCTTCAGCCGCTACCCCGAC
CACATGAAGCAGCAGACTTCTTCAAGTCCGCCATGCCCGAAGGCTACGTCCAGGAGC
GCACCATCTTCTTCAAGGACGACGGCAACTACAAGACCCGCGCCGAGGTGAAGTTCGA
GGGCGACACCCTGGTGAACCGCATCGAGCTGAAGGGCATCGACTTCAAGGAGGACGG
CAACATCCTGGGGCACAAGCTGGAGTACAACACTACAACAGCCACAACGTCTATATCATG
GCCGACAAGCAGAAGAACGGCATCAAGGTGAACTTCAAGATCCGCCACAACATCGAGG
ACGGCAGCGTGCAGCTCGCCGACCACTACCAGCAGAACACCCCATCGGCGACGGCCC
CGTGCTGCTGCCCGACAACCACTACCTGAGCACCCAGTCCGCCCTGAGCAAAGACCCC
AACGAGAAGCGCGATCACATGGTCTGCTGGAGTTCGTGACCGCCCGCCGGGATCACTC
TCGGCATGGACGAGCTGTACAAGTAAAGCGGCCGCCACAGCGGGGAGATCCAGACAT
GATAAGATACATTGATGAGTTTGGACAAACCACAACACTAGAATGCAGTGAAAAAATGC
TTTATTTGTGAAATTTGTGATGCTATTGCTTTATTTGTAACCATTATAAGCTGCAATAAA
CAAGTTAACAACAACAATTGCATTCATTTTATGTTTCAGGTTTCAAGGGGAGGTGTGGGA
GGTTTTTTAAAGCAAGTAAAACCTCTACAAATGTGGTATGGCTGATTATGATCCGGCTG
CCTCGCGCGTTTCGGTGTGACGGTAAAACCTCTGACACATGCAGCTCCCGGAGACG
GTCACAGCTTGTCTGTAAGCGGATGCCGGGAGCAGACAAGCCCGTCAGGGCGCGTCA
GCGGGTGTGGCGGGTGTGCGGGCGCAGCCATGAGGTCGACTCTAGTCCCCGCGGTG
GCAGATCTGGAAGGTGCTGAGGTACGATGAGACCCGCACCAGGTGCAGACCCTGCGA
GTGTGGCGGTAAACATATTAGGAACCAGCCTGTGATGCTGGATGTGACCGAGGAGCTG
AGGCCCGATCACTTGGTGTGCTGGCCTGCACCCGCGCTGAGTTTGGCTCTAGCGATGAAG
ATACAGATTGAGGTAAGTAAATGTGTGGGCGTGGCTTAAAGGGTGGGAAAGAATATATA
AGGTGGGGGTCTTATGTAGTTTTGTATCTGTTTTTGCAGCAGCCGCCGCCCATGAGC
ACCAACTCGTTTGTGGAAGCATTGTGAGCTCATATTTGACAACGCGCATGCCCCCATG
GGCCGGGGTGCCTCAGAATGTGATGGGCTCCAGCATTGATGGTCCGCCCGTCTGCCC
GCAAACCTTACTACCTTGACCTACGAGACCGTGTCTGGAACGCGTGGGAGACTGCAG
CCTCCGCCCGCTTCAGCCGCTGCAGCCACCGCCCGCGGGATTGTGACTGACTTTGC
TTTCTGAGCCCGCTTGCAAGCAGTGCAGCTTCCCGTTCATCCGCCCGCGATGACAAG
TTGACGGCTCTTTTGGCACAATTGGATTCTTTGACCCGGGAACCTAATGTCGTTTCTCA
GCAGCTGTTGGATCTGCGCCAGCAGGTTTCTGCCCTGAAGGCTTCCTCCCTCCCAAT

GCGGTTTAAACATAAATAAAAAACCAGACTCTGTTTGGATTTGGATCAAGCAAGTGTC
TTGCTGTCTTTATTTAGGGGTTTTGCGCGCGCGGTAGGCCCGGGACCAGCGGTCTCGG
TCGTTGAGGGTCTGTGTATTTTTTCCAGGACGTGGTAAAGGTGACTCTGGATGTTTCA
ATACATGGGCATAAGCCCGTCTCTGGGGTGGAGGTAGCACCCTGCAGAGCTTCATGC
TGCGGGGTGGTGTGTAGATGATCCAGTCGTAGCAGGAGCGCTGGGCGTGGTGCCTAA
AAATGTCTTTCAGTAGCAAGCTGATTGCCAGGGGCAGGCCCTTGGTGTAAAGTGTTTAC
AAAGCGGTTAAGCTGGGATGGGTGCATACGTGGGGATATGAGATGCATCTTGGACTGT
ATTTTTAGGTTGGCTATGTTCCAGCCATATCCCTCCGGGGATTCATGTTGTGCAGAAC
CACCAGCACAGTGTATCCGGTGCACCTGGGAAATTTGTCATGTAGCTTAGAAGGAAAT
GCGTGGAAGAAGCTTGGAGACGCCCTTGTGACCTCCAAGATTTTCCATGCATTCGTCCAT
AATGATGGCAATGGGCCACGGGCGGCGGCCTGGGCGAAGATATTTCTGGGATCACTA
ACGTCATAGTTGTGTTCCAGGATGAGATCGTCATAGGCCATTTTTACAAAGCGCGGGC
GGAGGGTGCCAGACTGCGGTATAATGGTTCATCCGGCCCAGGGGCGTAGTTACCTC
ACAGATTTGCATTTCCCACGCTTTGAGTTCAGATGGGGGGATCATGTCTACCTGCGGG
GCGATGAAGAAAACGGTTTTCCGGGGTAGGGGAGATCAGCTGGGAAGAAAGCAGGTTT
CTGAGCAGCTGCGACTTACCGCAGCCGGTGGGCCCCGTAATCACACCTATTACCGGCT
GCAACTGGTAGTTAAGAGAGCTGCAGCTGCCGTCATCCCTGAGCAGGGGGGGCCACTTC
GTTAAGCATGTCCCTGACTCGCATGTTTTCCCTGACCAAATCCGCCAGAAGGCGCTCG
CCGCCAGCGATAGCAGTTCTTGCAAGGAAGCAAAGTTTTTCAACGGTTTGAGACCGT
CCGCCGTAGGCATGCTTTTTGAGCGTTTGACCAAGCAGTTCAGGGCGGTCCACAGCTC
GGTCACCTGCTCTACGGCATCTCGATCCAGCATATCTCCTCGTTTCGCGGGTTGGGGC
GGCTTTCGCTGTACGGCAGTAGTCGGTGTCTCGTCCAGACGGGCCAGGGTCATGTCTTT
CCACGGGCGCAGGGTCTCGTCAGCGTAGTCTGGGTCACGGTGAAGGGGTGCGCTCC
GGGCTGCGCGCTGGCCAGGGTGTGCTTGGAGGCTGGTCCCTGCTGGTGTGAAGCGCTG
CCGGTCTTCGCCCTGCGCGTCCGGCCAGGTAGCATTGACCATGGTGTTCATAGTCCAGC
CCCTCCGCGGCGTGGCCCTTGGCGCGCAGCTTGCCCTTGGAGGAGGCGCCGCACGAG
GGGCAGTGCAGACTTTTGAGGGCGTAGAGCTTGGGCGCGAGAAATACCGATTCCGGG
GAGTAGGCATCCGCGCCCGCAGGCCCGCAGACGGTCTCGCATTCACGAGCCAGGTG
AGCTCTGGCCGTTCCGGGTCAAAAACCAGGTTTCCCCCATGCTTTTTGATGCGTTTTCTT
ACCTCTGGTTTTCCATGAGCCGGTGTCCACGCTCGGTGACGAAAAGGCTGTCCGTGTCC
CCGTATACAGACTTGAGAGGCCTGTCTCGACCGATGCCCTTGGAGAGCCTTCAACCCA
GTCAGCTCCTTCCGGTGGGCGCGGGGCATGACTATCGTCCGCGCACTTATGACTGTCT
TCTTTATCATGCAACTCGTAGGACAGGTGCCGGCAGCGCTCTGGGTCATTTTCGGGCA
GGACCGCTTTCGCTGGAGCGCGACGATGATCGGCCTGTGCTTGGCGTATTCGGAATC
TTGCACGCCCTCGCTCAAGCCTTCGTCACTGGTCCCGCCACCAAACGTTTCGGCGAGA
AGCAGGCCATTATCGCCGGCATGGCGGCCGACGCGCTGGGCTACGTCTTGTGGCGTT
CGCGACGCGAGGCTGGATGGCCTTCCCCATTATGATTCTTCTCGCTTCCGGCGGCATC
GGGATGCCCGCGTTGCAGGCCATGCTGTCCAGGCAGGTAGATGACGACCATCAGGGA
CAGCTTCAAGGCCAGCAAAAAGGCCAGGAACCGTAAAAAGGCCGCGTTGCTGGCGTTTT
TCCATAGGCTCCGCCCCCTGACGAGCATCAGAAAAATCGACGCTCAAGTCAGAGGTG
GCGAAACCCGACAGGACTATAAAGATACCAGGCGTTTTCCCCCTGGAAGCTCCCTCGTG
CGCTCTCCTGTTCCGACCCTGCCGCTTACCGGATACCTGTCCGCCTTCTCCCTTCGGG
AAGCGTGGCGCTTCTCATAGCTCACGCTGTAGGTATCTCAGTTCGGTGTAGGTCGTTT
GCTCCAAGCTGGGCTGTGTGCACGAACCCCCGTTTACGCCCAGCCGCTGCGCCTTATC
CGGTAACATCGTCTTGTAGTCCAACCCGGTAAGACACGACTTATCGCCACTGGCAGCA
GCCACTGGTAACAGGATTAGCAGAGCGAGGTATGTAGGCGGTGCTACAGAGTTCTTGA
AGTGGTGGCCTAACTACGGCTACACTAGAAGGACAGTATTTGGTATCTGCGCTCTGCT
GAAGCCAGTTACCTTCGGAAAAAGAGTTGGTAGCTCTTGATCCGGCAAACAAACCACC
GCTGGTAGCGGTGGTTTTTTTTGTTTTGCAAGCAGCAGATTACGCGCAGAAAAAAGGAT
CTCAAGAAGATCCTTTGATCTTTTTCTACGGGGTCTGACGCTCAGTGGAACGAAAACTCA
CGTTAAGGGATTTTGGTTCATGAGATTATCAAAAAGGATCTTACCTAGATCCTTTTAA

TTAAAAATGAAGTTTTAAATCAATCTAAAGTATATATGAGTAAACTTGGTCTGACAGTT
ACCAATGCTTAATCAGTGAGGCACCTATCTCAGCGATCTGTCTATTTTCGTTTCATCCATA
GTTGCCTGACTCCCCGTCGTGTAGATAACTACGATACGGGAGGGCTTACCATCTGGCC
CCAGTGCTGCAATGATACCGCGAGACCCACGCTCACGGCTCCAGATTTATCAGCAAT
AAACCAGCCAGCCGGAAGGGCCGAGCGCAGAAGTGGTCTGCAACTTTATCCGCCTCC
ATCCAGTCTATTAATTGTTGCCGGGAAGCTAGAGTAAGTAGTTCCGCCAGTTAATAGTTT
GCGCAACGTTGTTGCCATTGCTGCAGGCATCGTGGTGTACGCTCGTCGTTTGGTATG
GCTTCATTCAGCTCCGGTCCCAACGATCAAGGCGAGTTACATGATCCCCCATGTTGTG
CAAAAAGCGGTTAGCTCCTTCGGTCCCTCCGATCGTTGTCAGAAGTAAGTTGGCCGCA
GTGTTATCACTCATGGTTATGGCAGCACTGCATAATTCTCTTACTGTCATGCCATCCGT
AAGATGCTTTTCTGTGACTGGTGAGTACTCAACCAAGTCATTCTGAGAATAGTGTATGC
GGCGACCGAGTTGCTCTTGCCCGGGCGTCAACACGGGATAATACCGCGCCACATAGCAG
AACTTTAAAAGTGCTCATCATTGGAAAACGTTCTTCGGGGCGAAAACCTCTCAAGGATCT
TACCGCTGTTGAGATCCAGTTCGATGTAACCCACTCGTGCACCCAACTGATCTTCAGCA
TCTTTTACTTTCACCAGCGTTTCTGGGTGAGCAAAAACAGGAAGGCAAAATGCCGCAA
AAAAGGGAATAAGGGCGACACGGAAATGTTGAATACTCATACTCTTCCTTTTTCAATAT
TATTGAAGCATTATCAGGGTTATTGTCTCATGAGCGGATACATATTTGAATGTATTTA
GAAAAATAAACAAATAGGGGTTCCGCGCACTTTTCGGGGAAATGTGCCACCTGACGTC
TAAGAAACCATTATTATCATGACATTAACCTATAAAAATAGGCGTATCACGAGGCCCTT
TCGTCTTC

Vector Bio-safety Information

At the University of Iowa, all varieties of viral vectors produced at the Viral Vector Core are required to be handled at Biosafety Level 2 (BSL2). In animal studies, adenoviral vectors require ABL2 containment. Please check with your institution's Biosafety Officer to confirm local requirements

Adenovirus Background:

Adenoviruses are very important tool in basic research. They are used to identify proteins role in different biological processes both *in vivo* and *in vitro*. Virus construction is performed using the RapAd™ System developed by the University of Iowa GTVC (For description, refer to the article "[A simple method for the rapid generation of recombinant adenovirus vectors](#)" published in [Gene Therapy 7:1034-1038, 2000](#)).

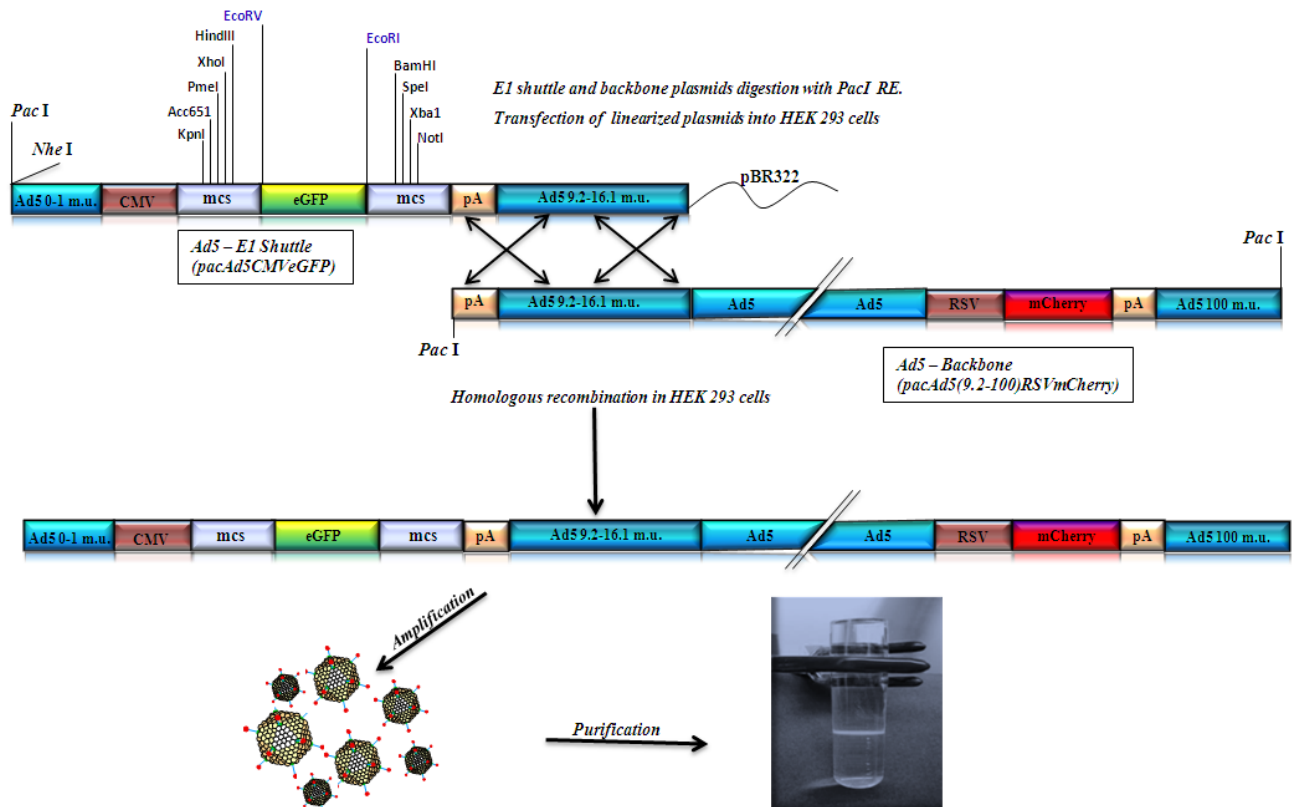
Adenovirus vectors prepared in the core are E1 and E3 deleted. They have a total E1a deletion (*m.u. 1.4 to 4.5) plus a partial E1b deletion (*m.u. 4.7 to 9.2). These deletions are what make the vector replication deficient. They also have a partial E3 deletion, 720bp for the sub360 backbone, a 1.6Kb deletion for the dl309 backbone and a 3.1Kb deletion for the total E3 deleted backbone.

*m.u = Map units (1 m.u = 360bp)

Characteristics:

- Episomal gene expression.
- Infects dividing and non-dividing cells.
- Transient high-level protein expression.
- Accommodates inserts of up to 7.5kb. Larger inserts can be added, provided that an equivalent part of the viral genome has been properly deleted.
- High viral titer can be produced, 1E+10 to 5E+10pfu/ml (1E+12pt/ml) to 8E+10 to 1E+11/ml (1E+13pt/ml).

Adenovirus Construction RapAd™ System



Disadvantages and adverse effects:

- Elicits host immune response, thus depleting the number of transduced cells *in-vivo*.
- Viral particles can be neutralized by the host immune response.
- Short-term expression of the transgene due to lack of integration into the host genome.

Recombination:

The recombinant adenoviruses can revert to wild type during virus production, thus packaging replication competent particles (RCA). For this reason, each new lot produced at the core is tested for the presence of RCA by immuno-staining.

References:

- **RapAd™ System:** Anderson RD, Haskell RE, Xia H, Roessler BJ, Davidson BL. *"A simple method for the rapid generation of recombinant adenovirus vectors"*. Gene Ther. 2000 Jun;7(12):1034-8
- **A195 Buffer:** [Evans RK](#), [Nawrocki DK](#), [Isopi LA](#), [Williams DM](#), [Casimiro DR](#), [Chin S](#), [Chen M](#), [Zhu DM](#), [Shiver JW](#), [Volkin DB](#). *Development of stable liquid formulations for adenovirus-based vaccines*. [J Pharm Sci](#). 2004 Oct;93(10):2458-7

Contact Information:**Viral Vector Core**

University of Iowa
500 Newton Road
221 Eckstein Medical Research Building
Iowa City, IA 52242
Tel: (319) 335-6726
vectors@uiowa.edu

Specific Information on VVC-U of Iowa-4 Ad5CMVeGFP vector and plasmid G0167 pAd5CMVeGFPSV40pA**Background on Virus production**

The virus was made with our pacAd5(9.2-100)sub360 viral backbone. This backbone has a fully deleted E1a protein, a partially deleted E1b protein, and a partially deleted E3 protein to make the virus replication deficient. All of our Ad5CMVCre vector preparations are purified by double CsCl protocol and dialyzed and stored in our A-195 buffer. All preparations are titered on HEK 293 cells using the Clontech Adeno-X titer kits and also tested for replication competent particles (RCA).

Bacterial Backbone:

The bacterial backbone is derived from pBR322 plasmid.

Antibiotic Resistance:

The adenovirus plasmids are ampicillin resistant. We recommend using an ampicillin concentration of 100ug/ml of media.

E. coli Competent Cell Recommendations:

We recommend using DH5a cells to grow the adenovirus plasmids.