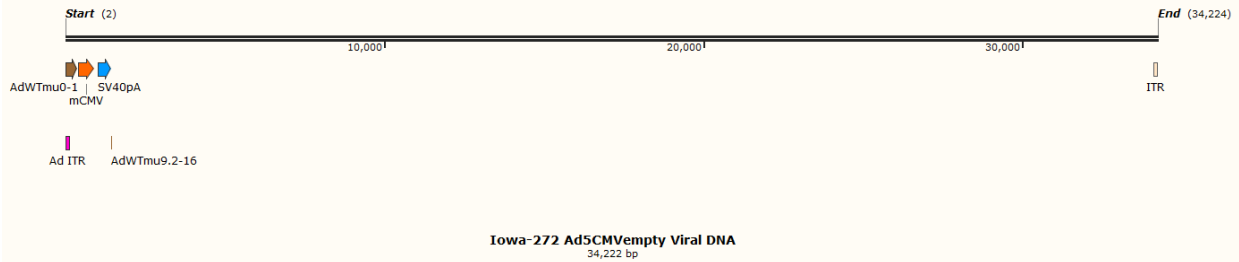


U of Iowa-272 Ad5CMVempty Plasmid: G0688 pacAd5CMVmcsSV40pA



Viral DNA size: 34,222 bp

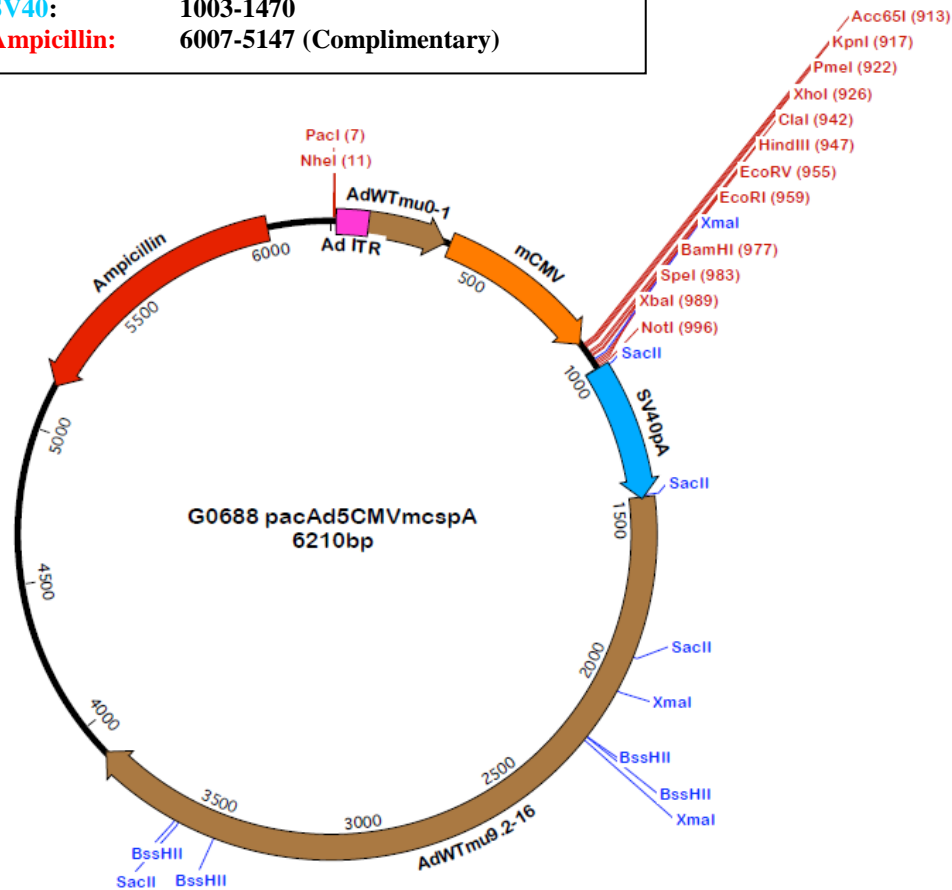


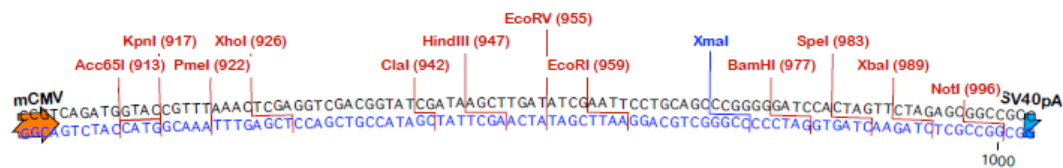
Plasmid Features: 6210bp

<u>Coordinates</u>	<u>Feature</u>
Ad5:	16-368 and 1441-3899
mCMV:	385-907
MCS:	913-1002
SV40:	1003-1470
Ampicillin:	6007-5147 (Complimentary)

Antibiotic Resistance: Ampicillin.
Backbone: pBR322

Note: To check the integrity of the Ad5 plasmid, perform single restriction enzyme digestions with NheI or PacI, BssHII, SacII and XmaI.





G0688 pacAd5CMVmcsSV40pA 6210 bp

AATAATTAAGCTAGCATCATCAATAATATACCTTATTTGGATTGAAGCCAATATGATAATGAG
GGGGTGGAGTTTGTGACGTGGCGGGGGCGTGGGAACGGGGCGGGTGACGTAGTAGTGTGGC
GGAAAGTGTGATGTTGCAAGTGTGGCGGAACACATGTAAGCGACGGATGTGGCAAAAAGTGACGTT
TTTGGTGTGCGCCGGTGTACACAGGAAGTGACAATTTTCGCGCGGTTTTAGGCGGATGTTGTAG
TAAATTTGGGCGTAAACCGAGTAAGATTTGGCCATTTTCGCGGGAAAACTGAATAAGAGGAAAGTG
AAATCTGAATAATTTTGTGTTACTCATAGCGCGTAATATTTGTCTAGGGAGATCAGCCTGCAGGT
CGTTACATAACTTACGGTAAATGGCCCGCCTGGCTGACCGCCCAACGACCCCCGCCATTGACG
TCAATAATGACGTATGTTCCCATAGTAACGCCAATAGGGACTTTCATTGACGTCAATGGGTGGA
GTATTTACGGTAAACTGCCCACTTGGCAGTACATCAAGTGTATCATATGCCAAGTACGCCCCCTA
TTGACGTCAATGACGGTAAATGGCCCGCCTGGCATTATGCCAGTACATGACCTTATGGGACTT
TCCTACTTGGCAGTACATCTACGTATTAGTCTATCGCTATTACCATGGTGTGCGGTTTTGGCAGT
ACATCAATGGGCGTGGATAGCGGTTTGAATCACGGGGATTTCGAAGTCTCCACCCCATGACGT
CAATGGGAGTTTGTTTTTGGCACCAAAATCAACGGGACTTTCGAAAATGTCGTAACAACCTCCGCC
CATTGACGCAAAATGGGCGGTAGGCGTGTACGGTGGGAGGTCTATATAAGCAGAGCTCGTTTAGT
GAACCGTCAGATGGTACCGTTTAAACTCGAGGTCGACGGTATCGATAAGCTTGATAATCGAATTC
CTGCAGCCCCGGGGATCCACTAGTTCTAGAGCGGCCGC**CACAGCGGGGAGATCCAGACATGAT**
AAGATACATTGATGAGTTTGGACAAAACCACAACATAGAATGCAGTGAAAAAATGCTTTATTTGTG
AAATTTGTGATGCTATTGCTTTATTTGTAAACCATTATAAGCTGCAATAAACAGTTAACACAAC
AATTGCATTCATTTTATGTTTCAGGTTTCAGGGGGAGGTGTGGGAGGTTTTTTAAAGCAAGTAAAA
CCTCTACAAATGTGGTATGGCTGATTATGATCCGGCTGCCTCGCGCGTTTCGGTGTGACGGTG
AAAACCTCTGACACATGCAGCTCCCGGAGACGGTCACAGCTTGTCTGTAAGCGGATGCCGGGAG
CAGACAAGCCCGTCAGGGCGCGTCAGCGGGTGTGGCGGGTGTCCGGGCGCAGCCATGAGGTC
GACTCTAGTCCCCGCGGTGGCAGATCTGGAAGGTGCTGAGGTACGATGAGACCCGCACCAGGT
GCAGACCCTGCGAGTGTGGCGGTAAACATATTAGGAACCAGCCTGTGATGCTGGATGTGACCGA
GGAGCTGAGGCCCGATCACTGGTGTGCTGGCCTGCACCCGCGCTGAGTTGGCTCTAGCGATGAA
GATACAGATTGAGGTAAGTAAATGTGTGGGCGTGGCTTAAGGGTGGGAAAGAATATATAAGGTG
GGGGTCTTATGTAGTTTTGTATCTGTTTTGCAGCAGCCGCCGCCCATGAGCACCAACTCGTTT
GATGGAAGCATTGTGAGCTCATATTTGACAACGCGCATGCCCCCATGGGCCGGGGTGCATCAGA
ATGTGATGGGCTCCAGCATTGATGGTCGCCCCGTCCTGCCCGCAAACTCTACTACCTTGACCTA
CGAGACCGTGTCTGGAACGCCGTTGGAGACTGCAGCCTCCGCCCGCGCTTCAGCCGCTGCAGCC
ACCGCCCGCGGATTGTGACTGACTTTGCTTTCCTGAGCCCGCTTGAAGCAGTGCAGCTTCCC
GTTTCATCCGCCCGCGATGACAAGTTGACGGCTCTTTTGGCACAAATTGGATTCTTTGACCCGGGA
ACTTAATGTCGTTTCTCAGCAGCTGTTGGATCTGCGCCAGCAGGTTTCTGCCCTGAAGGCTTCT
CCCCTCCAATGCGGTTTAAAAACATAAATAAAAAACAGACTCTGTTTGGATTGTGATCAAGCAA
GTGTCTTGTCTTATTTAGGGGTTTTGCGCGCGCGGTAGGCCCGGGACCAGCGGTCTCGGT
CGTTGAGGGTCTGTGATTTTTTTCCAGGACGTGGTAAAGGTGACTCTGGATGTTCCAGATACAT
GGGCATAAGCCGCTCTTGGGGTGGAGGTAGCACCACCTGCAGAGCTTCATGCTCGGGGTGGT
GTTGTAGATGATCCAGTCGTAGCAGGAGCGCTGGGCGTGGTGCCTAAAAATGTCTTTCAGTAGC
AAGCTGATTGCCAGGGGCAGGCCCTTGGTGTAAAGTGTTTACAAAGCGGTTAAGCTGGGATGGGT
GCATACGTGGGGATATGAGATGCATCTTGGACTGTATTTTTAGGTTGGCTATGTTCCAGCCATA
TCCCTCCGGGGATTTCATGTTGTGCAGAACCACCAGCACAGTGTATCCGGTGCACCTGGGAAATT
TGTCATGTAGCTTAGAAGGAAATGCGTGGAAAGAACTGGAGACGCCCTTGTGACCTCCAAGATT
TTCCATGCATTTCGTCATAATGATGGCAATGGGCCACGGGCGGCGCCTGGGCGAAGATATTT
CTGGGATCACTAACGTCATAGTTGTGTTCCAGGATGAGATCGTCATAGGCCATTTTTACAAAGCG
CGGGCGGAGGGTGCAGACTGCGGTATAATGGTTCATCCGGCCAGGGGCGTAGTTACCCCTC
ACAGATTTGCATTTCCACGCTTTGAGTTCAGATGGGGGGATCATGTCTACCTGCGGGGCGATG
AAGAAAACGGTTTCCGGGGTAGGGGAGATCAGCTGGGAAGAAAGCAGGTTCTGAGCAGCTGC
GACTTACCGCAGCCGGTGGGCCCGTAAATCACACCTATTACCGGCTGCAACTGGTAGTTAAGAG

AGCTGCAGCTGCCGTCATCCCTGAGCAGGGGGGCCACTTCGTTAAGCATGTCCCTGACTCGCAT
GTTTTCCCTGACCAAATCCGCCAGAAGGCGCTCGCCGCCAGCGATAGCAGTTCTTGCAAGGAA
GCAAAGTTTTTCAACGGTTTGAGACCGTCCGCCGTAGGCATGCTTTTGAGCGTTTGACCAAGCA
GTTCCAGGCGGTCCCACAGCTCGGTCACCTGCTCTACGGCATCTCGATCCAGCATATCTCCTCG
TTTCGCGGGTTGGGGCGGCTTTCGCTGTACGGCAGTAGTCGGTGCTCGTCCAGACGGGCCAGG
GTCATGTCTTTCCACGGGCGCAGGGTCCCTCGTCAGCGTAGTCTGGGTACGGTGAAGGGGTGCC
CTCCGGGCTGCGCGCTGGCCAGGGTGGCCTTGAGGGTGGTCTGCTGGTGTGAAGCGCTGCC
GGTCTTTCGCCCTGCGCGTCCGCCAGGTAGCATTGACCATGGTGTACATAGTCCAGCCCCCTCCGC
GGCGTGGCCCTTGGCGCGCAGCTTGCCCTTGGAGGAGGCGCCGCACGAGGGGCAGTGCAGACT
TTTGAGGGCGTAGAGCTTGGGCGCGAGAAAATACCGATTCCGGGGAGTAGGCATCCGCGCCGCA
GGCCCCGACAGACGGTCTCGCATTCCACGAGCCAGGTGAGCTCTGGCCGTTCCGGGGTCAAAAACC
AGGTTTTCCCCATGCTTTTTGATGCGTTTTCTTACCTCTGGTTTCCATGAGCCGGTGTCCACGCTC
GGTGACGAAAAGGCTGTCCGTGTCCCGTATACAGACTTGAGAGGCCTGTCCCTCGACCGATGCC
CTTGAGAGCCTTCAACCCAGTCAGCTCCTTCCGGTGGGCGCGGGGCATGACTATCGTCGCGCCA
CTTATGACTGTCTTCTTTATCATGCAACTCGTAGGACAGGTGCGGACGCTCTGGTCAATTTT
CGGCGAGGACCGCTTTCGCTGGAGCGGACGATGATCGGCCTGTGCTGCTTGCCTGATTTCGGAATC
TTGCACGCCCTCGCTCAAGCCTTCGTCACTGGTCCCGCCACCAAACGTTTCGGCGAGAAGCAGG
CCATTATCGCCGGCATGCGCGCCGACGCGCTGGGCTACGTCTTGCTGGCGTTCGCGACGCGAG
GCTGGATGGCCTTCCCATTATGATTCTTCTCGCTTCCGGCGGCATCGGGATGCCCGCGTTGCA
GGCCATGCTGTCCAGGCAGGTAGATGACGACCATCAGGGACAGCTTCAAGGCCAGCAAAAAGGC
CAGGAACCGTAAAAAGGCCGCGTTGCTGGCGTTTTTCCATAGGCTCCGCCCCCTGACGAGCAT
CACAAAAATCGACGCTCAAGTCAGAGGTGGCGAAAACCCGACAGGACTATAAAGATAACCAGGCGT
TTCCCCCTGGAAGCTCCCTCGTGCCTCTCCTGTTCCGACCCTGCCGCTTACCGGATACCTGTCC
GCCTTTCTCCCTTCGGGAAGCGTGGCGCTTTCTCATAGCTCACGCTGTAGGTATCTCAGTTCGGT
GTAGGTCGTTGCTCCAAGCTGGGCTGTGTGCAAGAACCCCGTTCAGCCCGACCGCTGCGCC
TTATCCGGTAACTATCGTCTTGAGTCCAACCCGGTAAGACACGACTTATCGCCACTGGCAGCAG
CCACTGGTAACAGGATTAGCAGAGCGAGGTATGTAGGCGGTGCTACAGAGTTCTTGAAGTGGT
GCCTAACTACGGCTACACTAGAAGGACAGTATTTGGTATCTGCGCTCTGCTGAAGCCAGTTACC
TTCGGAAAAAGAGTTGGTAGCTCTTGATCCGGCAAACAAACCACCGCTGGTAGCGGTGGTTTTT
TTGTTTGCAAGCAGCAGATTACGCGCAGAAAAAAGGATCTCAAGAAGATCCTTTGATCTTTCT
ACGGGGTCTGACGCTCAGTGGAACGAAAACTCACGTTAAGGGATTTTGGTCAAGGATTATCAA
AAAGGATCTTACCTAGATCCTTTTAAATTAATAAATGAAGTTTTAAATCAATCTAAAGTATATAG
AGTAAACTTGGTCTGACAGTTACCAATGCTTAATCAGTGAGGCACCTATCTCAGCGATCTGTCTA
TTTCGTTCCATAGTTGCTGACTCCCCGTCGTGTAGATAACTACGATACGGGAGGGCTTACC
ATCTGGCCCCAGTGCTGCAATGATACCGCGAGACCCACGCTCACCGGCTCCAGATTTATCAGCA
ATAAACAGCCAGCCGGAAGGGCCGAGCGCAGAAGTGGTCCGCACTTTATCCGCCTCCATCC
AGTCTATTAATTGTTGCCGGAAGCTAGAGTAAGTAGTTCGCCAGTTAATAGTTTGCGCAACGTT
GTTGCCATTGCTGCAGGCATCGTGGTGTACGCTCGTCGTTTGGTATGGCTTCATTACGCTCCG
GTTCCCAACGATCAAGGCGAGTTACATGATCCCCATGTTGTGCAAAAAAGCGGTTAGCTCCTT
CGTCCCTCCGATCGTTGTCAGAAGTAAGTTGGCCGAGTGTATCACTCATGGTTATGGCAGCA
CTGCATAATTCTCTTACTGTGTCATGCCATCCGTAAGATGCTTTTCTGTGACTGGTGTACTCAAC
CAAGTCATTCTGAGAATAGTGTATGCGGCGACCGAGTTGCTCTTGCCCGCGGTCAACACGGGAT
AATACCGCGCCACATAGCAGAACTTTAAAAGTGCTCATCATTGAAAAACGTTCTTCGGGGCGAA
AACTCTCAAGGATCTTACCGCTGTTGAGATCCAGTTCGATGTAACCCACTCGTGCACCCAACTGA
TCTTCAGCATCTTTTACTTTTACCAGCGTTTCTGGGTGAGCAAAAAACAGGAAGGC AAAATGCCGC
AAAAAAGGGAATAAGGGCGACACGAAATGTTGAATACTCATACTCTTCCTTTTTCAATATTATT
GAAGCATTTATCAGGGTTATTGTCTCATGAGCGGATACATATTTGAATGTATTTAGAAAAATAAA
CAAATAGGGGTTCCGCGCACTTTTCCGGGAAATGTGCCACCTGACGTCTAAGAAACCATTATTA
TCATGACATTAACCTATAAAAAATAGGCGTATCACGAGGCCCTTTCGTCTTC

Vector Bio-safety Information

At the University of Iowa, all varieties of viral vectors produced at the Viral Vector Core are required to be handled at Biosafety Level 2 (BSL2). In animal studies, adenoviral vectors require ABL2 containment. Please check with your institution's Biosafety Officer to confirm local requirements

Adenovirus Background:

Adenoviruses are very important tool in basic research. They are used to identify proteins role in different biological processes both *in vivo* and *in vitro*. Virus construction is performed using the RapAd™ System developed by the University of Iowa GTVC (For description, refer to the article "[A simple method for the rapid generation of recombinant adenovirus vectors](#)" published in [Gene Therapy 7:1034-1038, 2000](#)).

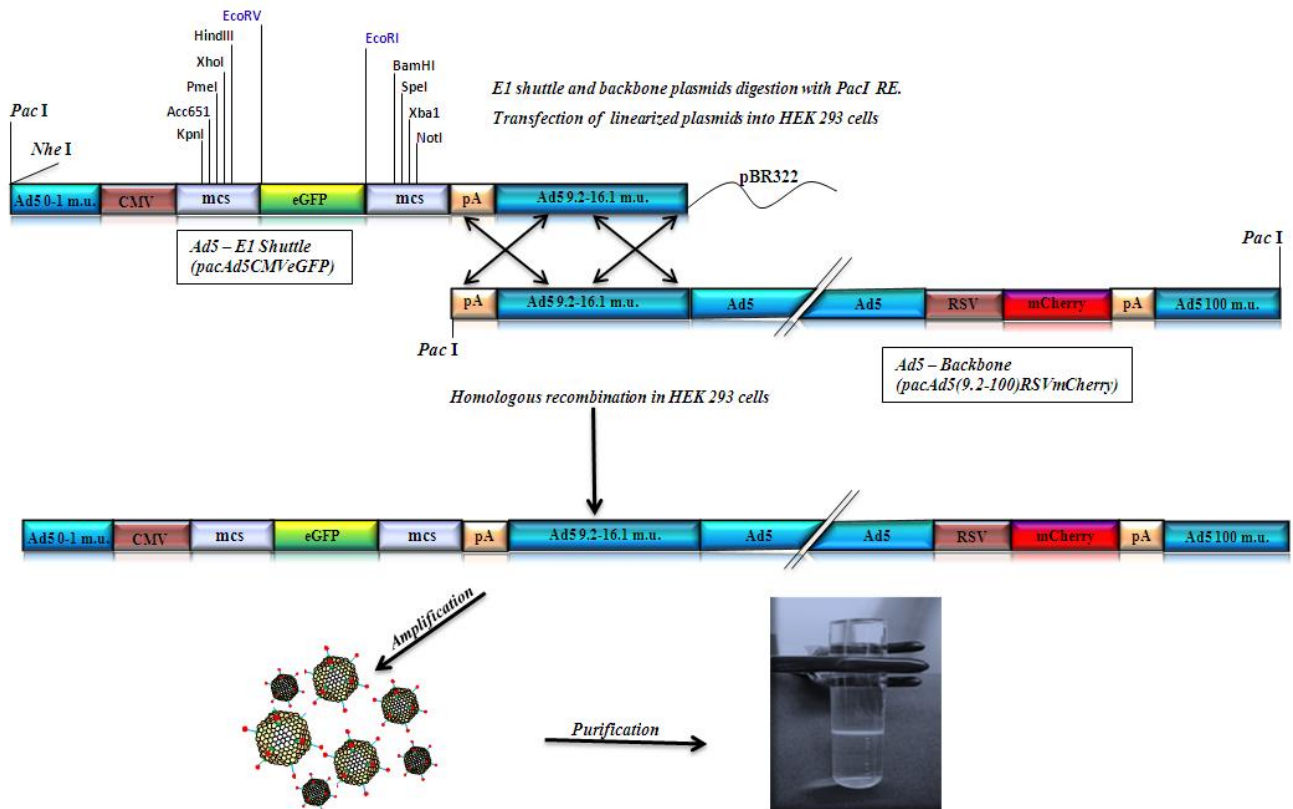
Adenovirus vectors prepared in the core are E1 and E3 deleted. They have a total E1a deletion (*m.u. 1.4 to 4.5) plus a partial E1b deletion (*m.u. 4.7 to 9.2). These deletions are what make the vector replication deficient. They also have a partial E3 deletion, 720bp for the sub360 backbone, a 1.6Kb deletion for the dl309 backbone and a 3.1Kb deletion for the total E3 deleted backbone.

*m.u = Map units (1 m.u = 360bp)

Characteristics:

- Episomal gene expression.
- Infects dividing and non-dividing cells.
- Transient high-level protein expression.
- Accommodates inserts of up to 7.5kb. Larger inserts can be added, provided that an equivalent part of the viral genome has been properly deleted.
- High viral titer can be produced, 1E+10 to 5E+10pfu/ml (1E+12pt/ml) to 8E+10 to 1E+11/ml (1E+13pt/ml).

Adenovirus Construction RapAd™ System



Disadvantages and adverse effects:

- Elicits host immune response, thus depleting the number of transduced cells *in-vivo*.
- Viral particles can be neutralized by the host immune response.
- Short-term expression of the transgene due to lack of integration into the host genome.

Recombination:

The recombinant adenoviruses can revert to wild type during virus production, thus packaging replication competent particles (RCA). For this reason, each new lot produced at the core is tested for the presence of RCA by immuno-staining.

References:

- **RapAd™ System:** Anderson RD, Haskell RE, Xia H, Roessler BJ, Davidson BL. *"A simple method for the rapid generation of recombinant adenovirus vectors"*. Gene Ther. 2000 Jun;7(12):1034-8
- **A195 Buffer:** [Evans RK](#), [Nawrocki DK](#), [Isopi LA](#), [Williams DM](#), [Casimiro DR](#), [Chin S](#), [Chen M](#), [Zhu DM](#), [Shiver JW](#), [Volkin DB](#). *Development of stable liquid formulations for adenovirus-based vaccines*. [J Pharm Sci](#). 2004 Oct;93(10):2458-7

Contact Information:**Viral Vector Core**

University of Iowa
500 Newton Road
221 Eckstein Medical Research Building
Iowa City, IA 52242
Tel: (319) 335-6726
vectors@uiowa.edu

Specific Information on VVC-U of Iowa-272 Ad5CMVempty vector and plasmid G0688 pAd5CMVmcsSV40pA**Background on Virus production**

The virus was made with our pacAd5(9.2-100)sub360 viral backbone. This backbone has a fully deleted E1a protein, a partially deleted E1b protein, and a partially deleted E3 protein to make the virus replication deficient. All of our Ad5CMVempty vector preparations are purified by double CsCl protocol and dialyzed and stored in our A-195 buffer. All preparations are titered on HEK 293 cells using the Clontech Adeno-X titer kits and also tested for replication competent particles (RCA).

Bacterial Backbone:

The bacterial backbone is derived from pBR322 plasmid.

Antibiotic Resistance:

The adenovirus plasmids are ampicillin resistant. We recommend using an ampicillin concentration of 100ug/ml of media.

E. coli Competent Cell Recommendations:

We recommend using DH5a cells to grow the adenovirus plasmids.