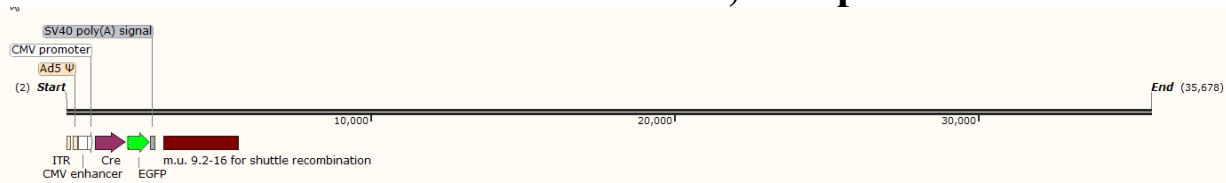


U of Iowa-1174 Ad5CMVCre-eGFP Plasmid: G0169 pacAd5CMVCre -eGFPSV40pA



Viral DNA size: 35,676 bp



Iowa-1174 Ad5CMVCre-eGFP Viral DNA
35,676 bp

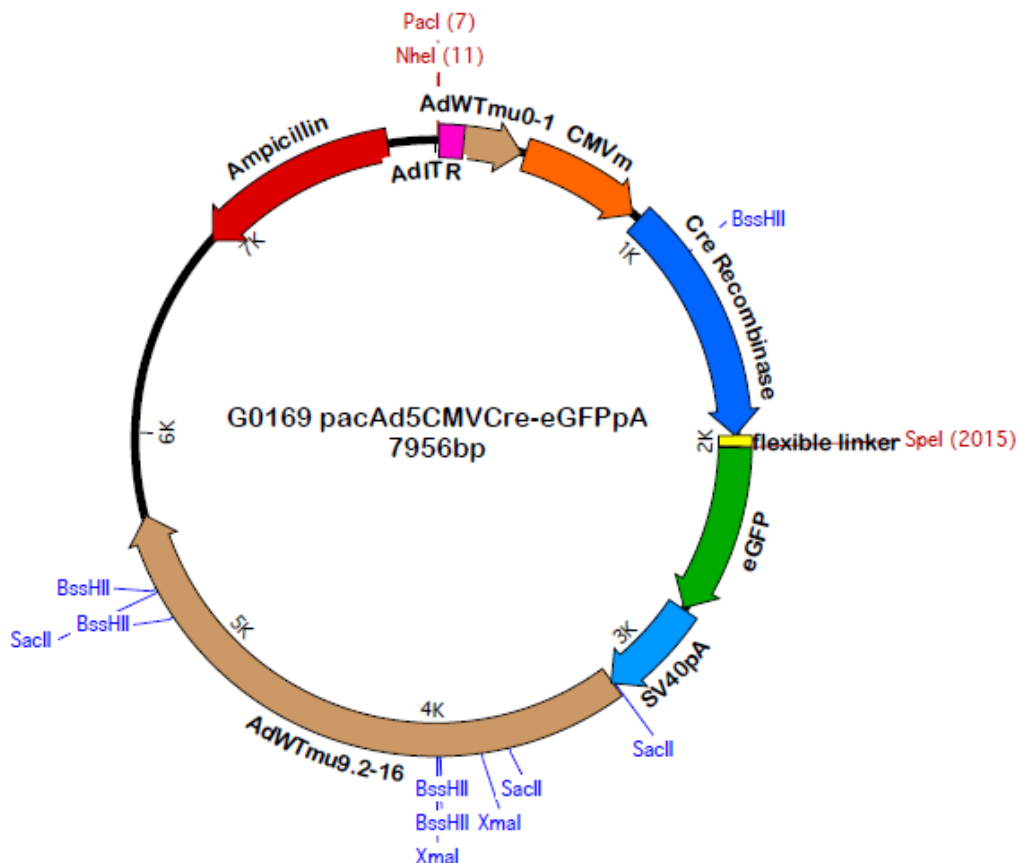
Plasmid Features: 7956bp

<u>Coordinates</u>	<u>Feature</u>
Ad5:	16-368 and 3181-5645
mCMV:	385-907
Cre Recombinase:	941-1969
flexible linker:	1970-2014
eGFP	2021-2740
SV40:	2749-3186
Ampicillin:	6893-7753

Antibiotic Resistance: Ampicillin.

Backbone: pBR322

Note: To check the integrity of the Ad5 plasmid, perform single restriction enzyme digestions with NheI or PacI, BssHIII, SacII and XmaI.



AATTAATTAAGCTAGCATCATCAATAATATACCTTATTTTGGATTGAAGCCAATATGATAATGAG
GGGGTGGAGTTTGTGACGTGGCGCGGGCGTGGGAACGGGGCGGGTGACGTAGTAGTGTGGC
GGAAGTGTGATGTTGCAAGTGTGGCGGAACACATGTAAGCGACGGATGTGGCAAAAAGTGACGTT
TTTGGTGTGCGCCGGTGTACACAGGAAGTGACAATTTTCGCGCGGTTTTAGGCGGATGTTGTAG
TAAATTTGGGCGTAACCGAGTAAGATTTGGCCATTTTCGCGGGAAAACCTGAATAAGAGGGAAGTG
AAATCTGAATAATTTTGTGTTACTCATAGCGCGTAATATTTGTCTAGGGAGATCAGCCTGCAGGT
CGTTACATAACTTACGGTAAATGGCCCCGCTGGCTGACCGCCCAACGACCCCCGCCATTGACG
TCAATAATGACGTATGTTCCCATAGTAACGCCAATAGGGACTTTCCATTGACGTCAATGGGTGGA
GTATTTACGGTAAACTGCCCACTTGGCAGTACATCAAGTGTATCATATGCCAAGTACGCCCCCTA
TTGACGTCAATGACGGTAAATGGCCCCGCTGGCATTATGCCCAGTACATGACCTTATGGGACTT
TCCTACTTGGCAGTACATCTACGTATTAAGTCATCGCTATTACCATGGTGTATGCGGTTTTGGCAGT
ACATCAATGGGCGTGGATAGCGGTTTGACTCACGGGGATTTCCAAGTCTCCACCCATTGACGT
CAATGGGAGTTTGTTTTGGCACCAAAATCAACGGGACTTTCCAATAATGTCGTAACAACCTCCGCC
CATTGACGCAAAATGGGCGGTAGGCGTGTACGGTGGGAGGTCTATATAAGCAGAGCTCGTTTGT
GAACCGTCAGATGGTACCGTTTAAACTCGAGGAGTGTGAAATGTCCAATTTACTGACCGTACAC
CAAAATTTGCGCTGCATTACCGGTGATGCAACAGAGTGTAGGTTTCGCAAGAACCTGACGGCA
TGTTCAGGGATCGCCAGGCGTTTTCTGAGCATACTGGAAAATGCTTCTGTCGGTTTTGCCGTC
GTGGGCGGCATGGTGCAAGTTGAATAACCGGAAATGGTTTCCCGCAGAACCTGAAGATGTTCCG
GATTATCTTCTATATCTTCAGGCGCGCGGTCTGGCAGTAAAACTATCCAGCAACATTTGGGCCA
GCTAAACATGCTTCATCGTCCGGTCCGGGCTGCCACGACCAAGTGACAGCAATGCTGTTTCACTG
GTTATGCGGCGGATCCGAAAAGAAAACGTTGATGCCGGTGAACGTGCAAAACAGGCTCTAGCGT
TCGAACGCACTGATTTTCGACCAGGTTTCGTTCACTCATGGAAAATAGCGATCGCTGCCAGGATAT
ACGTAATCTGGCATTCTGTTGTTGTTTATAACACCCTGTTACGTATAGCCGAAATTGCCAGGA
TCAGGGTTAAAGATATCTCACGTAAGTACGGTGGGAGAATGTTAATCCATATTGGCAGAACGAA
AACGCTGGTTAGCACCGCAGGTGTAGAGAAGGCACTTAGCCTGGGGGTAACATAACTGGTTCGAG
CGATGGATTTCCGTCTCTGGTGTAGCTGATGATCCGAATAACTACCTGTTTTGCCGGGTCAGAAA
AAATGGTGTGCGCGCCATCTGCCACCAGCCAGCTATCAACTCGCGCCCTGGAAGGGATTTTT
GAAGCAACTCATCGATTGATTTACGGCGCTAAGGATGACTCTGGTTCAGAGATACCTGGCCTGGT
CTGGACACAGTGCCCGTGTGCGGAGCCGCGGAGATATGGCCCGCGCTGGAGTTTCAATACCGG
AGATCATGCAAGCTGGTGGCTGGACCAATGTAATATTTGTCATGAACTATATCCGTAACCTGGAT
AGTGAAAACAGGGGCAATGGTGCGCCCTGCTGGAAGATGGCGATGGTGGCGGTGGCAGTGGTGGC
GGTGGCAGTGGTGGCGGTGGCAGTACTAGTATGGTGAGCAAGGGCGAGGAGCTGTTACCGGG
GTGGTGGCCATCCTGGTTCGAGCTGGACGGCGACGTAAACGGCCACAAGTTCAGCGTGTCCGGC
GAGGGCGAGGGCGATGCCACCTACGGCAAGCTGACCCTGAAGTTCATCTGCACCACCGGCAAG
CTGCCCCGTGCCCTGGCCACCCCTCGTGACCACCCTGACCTACGGCGTGCAGTGTTCAGCCGCT
ACCCCGACCACATGAAGCAGCAGCACTTCTTCAAGTCCGCCATGCCCGAAGGCTACGTCCAGGA
GCGCACCATCTTCTTCAAGGACGACGGCAACTACAAGACCCGCGCCGAGGTGAAGTTCGAGGGC
GACACCCCTGGTGAACCGCATCGAGCTGAAGGGCATCGACTTCAAGGAGGACGGCAACATCCTG
GGGCACAAGCTGGAGTACAATAACAAGCCACAACGCTCTATATCATGGCCGACAAGCAGAAGA
CCGCTACCAAGGTGAACCTTCAAGATCCGCCACAACATCGAGGACGGCAGCGTGCAGCTCGCCGA
CCACTACCAGCAGAACACCCCATCGGCGACGGCCCCGTGCTGCTGCCGACAACCCTGCTG
AGCACCCAGTCCGCCCTGAGCAAAGACCCCAACGAGAAGCGCGATCACATGGTCTGCTGGAGT
TCGTGACCGCCGCGGGATCACTCTCGGCATGGACGAGCTGTACAAGTAAGCGGCCGCCACAG
CGGGGAGATCCAGACATGATAAGATAATTGATGAGTTTGGACAAAACCAACTAGAATGCAGT
GAAAAAATGCTTTATTTGTGAAAATTTGTGATGCTATTGCTTTATTTGTAACCATTATAAGCTGCA
ATAACAAGTTAAACAACAACAATTGCATTCATTTTATGTTTCAGGTTTCAGGGGGAGGTGTGGGA
GGTTTTTTAAAGCAAGTAAAACCTCTACAAATGTGGTATGGCTGATTATGATCCGGCTGCCTCGC
GCGTTTTCGGTGATGACGGTGAACCTCTGACACATGCAGCTCCCGGAGACGGTACAGCTTGT
CTGTAAGCGGATGCCGGGAGCAGACAAGCCCGTCAGGGCGCGTCAGCGGGTGTGGCGGGTGT
CGGGGCGCAGCCATGAGGTGCACTCTAGTCCCCGCGGTGGCAGATCTGGAAGGTGCTGAGGTA
CGATGAGACCCGCAACAGGTGCAGACCCTGCGAGTGTGGCGGTAAACATATTAGGAACCAGCCT
GTGATGCTGGATGTGACCGAGGAGCTGAGGCCCGATCACTTGGTGTGGCCTGCACCCGCGCT
GAGTTTGGCTCTAGCGATGAAGATACAGATTGAGGTACTGAAATGTGTGGGCGTGGCTTAAGGG
TGGAAAGAATATATAAGGTGGGGTCTTATGTAGTTTTGTATCTGTTTTGCAGCAGCCGCCG

CGCCATGAGCACCAACTCGTTTGTGATGGAAGCATTGTGAGCTCATATTTGACAACGCGCATGCC
CCATGGGCGGGGTGCGTCAGAATGTGATGGGCTCCAGCATTGATGGTCGCCCCGTCTGCCCG
CAAACCTACTACCTTGACCTACGAGACCGTGTCTGGAACGCCGTTGGAGACTGCAGCCTCCGC
CGCCGCTTCAGCCGCTGCAGCCACCGCCGCGGGATTGTGACTGACTTTGCTTTCCTGAGCCCG
CTTGCAAGCAGTGCAGCTTCCCGTTCATCCGCCCGGATGACAAGTTGACGGCTCTTTGGCAC
AATTGGATTCTTTGACCCGGAACTTAATGTCGTTTCTCAGCAGCTGTTGGATCTGCGCCAGCAG
GTTTCTGCCCTGAAGGCTTCCCTCCCTCCCAATGCGGTTTAAAAATAAAATAAAAAACCAGACTC
TGTTTGGATTTGGATCAAGCAAGTGTCTTGCTGTCTTTATTTAGGGGTTTTGCGCGCGCGGTAGG
CCCGGGACCAGCGGTCTCGGTGAGGGTCTGTGTATTTTTCCAGGACGTGGTAAAAGGTG
ACTCTGGATGTTTACGATACATGGGCATAAGCCCGTCTCTGGGGTGGAGGTAGCACCCTGCAGA
GCTTCATGCTGCGGGGTGGTGTGTAGATGATCCAGTCGTAGCAGGAGCGCTGGGCGTGGTGC
CTAAAAATGTCTTTCAGTAGCAAGCTGATTGCCAGGGGCAGGCCCTTGGTGTAAAGTGTTTACAA
AGCGGTTAAGCTGGGATGGGTGCATACGTGGGGATATGAGATGCATCTTGGACTGTATTTTTAG
GTTGGCTATGTTCCAGCCATATCCCTCCGGGATTTCATGTTGTGCAGAAACCACAGCACAGTG
TATCCGGTGCACCTGGGAAATTTGTCATGTAGCTTAGAAGGAAATGCGTGAAGAAGAACTGGAGA
CGCCCTTGACACTCCAAGATTTTCCATGCATTCGTCCTAATGATGGCAATGGGCCACGGCG
GGCGCCTGGGCGAAGATATTTCTGGGATCACTAACGTTCATAGTTGTGTTCCAGGATGAGATCG
TCATAGGCCATTTTTACAAAGCGCGGGCGGAGGGTGCCAGACTGCGGTATAATGGTTCCATCCG
GCCAGGGGCGTAGTTACCCTCACAGATTTGCATTTCCACGCTTTGAGTTCAGATGGGGGGAT
CATGTCTACCTGCGGGGCGATGAAGAAAAAGGTTTTCCGGGGTAGGGGAGATCAGCTGGGAAGA
AAGCAGGTTCCCTGAGCAGCTGCGACTTACCGCAGCCGGTGGGCCCGTAAATCACACCTATTACC
GGCTGCAACTGGTAGTTAAGAGAGCTGCAGCTGCCGTTCATCCCTGAGCAGGGGGGCCACTTCGT
TAAGCATGTCCCTGACTCGCATGTTTTCCCTGACCAAATCCGCCAGAAGGCGCTCGCCGCCAG
CGATAGCAGTTCTTGCAAGGAAGCAAAGTTTTTCAACGTTTTGAGACCGTCCGCCGTAGGCATG
CTTTTGAAGCTTTGACCAAGCAGTTCCAGGCGGTCCCACAGCTCGGTACCTGCTCTACGGCAT
CTCGATCCAGCATATCTCCTCGTTTCGCGGGTTGGGGCGGCTTTCGCTGTACGGCAGTAGTCGG
TGCTCGTCCAGACGGGCCAGGGTTCATGTCTTCCACGGGCGCAGGGTCTCGTCAGCGTAGTCT
GGGTACGGTGAAGGGGTGCGCTCCGGGCTGCGCGCTGGCCAGGGTGCCTTGAGGCTGGTCC
TGCTGGTGTGAAGCGCTGCCGGTCTCGCCCTGCGCGTCGGCCAGGTAGCATTGACCATGGT
GTCATAGTCCAGCCCCTCCGCGGCGTGGCCCTTGGCGCGCAGCTTGCCCTTGAGGGAGGCCGCC
GCACGAGGGGCAGTGCAGACTTTTGGGGCGTAGAGCTTGGGCGGAGAAATACCGATTCCGG
GGAGTAGGCATCCGCGCCGAGGCCCGCAGACGGTCTCGCATTCCACGAGCCAGGTGAGCTC
TGGCCGTTCCGGGTCAAAAACCAGGTTTTCCCCATGCTTTTTGATGCGTTTTTACCTCTGGTTT
CCATGAGCCGGTGTCCACGCTCGGTGACGAAAAGGCTGTCCGTGTCCCGTATAACAGACTTGAG
AGGCCTGTCCTCGAACCGATGCCCTTGAGAGCCTTCAACCAGTCAGCTCCTTCCGGTGGGCGCG
GGGCATGACTATCGTCGCCGCACTTATGACTGTCTTCTTTATCATGCAACTCGTAGGACAGGTGC
CGGCAGCGCTCTGGGTCATTTTCGGCGAGGACCGCTTTCGCTGGAGCGCGACGATGATCGGCC
GTCGCTTGCGGTATTCGGAATCTTGACGCCCTCGCTCAAGCCTTCGTCACTGGTCCC GCCACC
AAACGTTTCGGCGAGAAGCAGGCCATTATCGCCGGCATGGCGGCCGACGCGCTGGGCTACGTC
TTGTGGCGTTTCGCGACGCGAGGCTGGATGGCCTTCCCATTTATGATTCTTCTCGCTTCCGGCG
GCATCGGGATGCCCGGTTGCAGGCCATGCTGTCCAGGCAGGTAGATGACGACCATCAGGGAC
AGCTTCAAGGCCAGCAAAAGGCCAGGAACCGTAAAAAGGCCGCGTTGCTGGCGTTTTTCCATAG
GCTCCGCCCCCTGACGAGCATCACAAAATCGACGCTCAAGTCAGAGGTGGCGAAAACCCGACA
GGACTATAAAGATAACCAGGCGTTTTCCCTGGAAGCTCCCTCGTGCGCTCTCCTGTTCCGACCC
TGCCGCTTACCGGATACCTGTCCGCTTTCTCCCTTCGGGAAGCGTGGCGCTTTCTCATAGCTCA
CGCTGTAGGTATCTCAGTTCGGTGTAGGTGCTTCGCTCCAAGCTGGGCTGTGTGCACGAACCC
CCGTTACGCCGACCGCTGCGCCTTATCCGGTAACTATCGTCTTGAGTCCAACCCGGTAAGACA
CGACTTATCGCCACTGGCAGCAGCCACTGGTAACAGGATTAGCAGAGCGAGGTATGTAGGCGGT
GCTACAGAGTTCTTGAAGTGGTGGCCTAACTACGGCTACACTAGAAGGACAGTATTTGGTATCT
GCGCTCTGCTGAAGCCAGTTACCTTCGGA AAAAGAGTTGGTAGCTCTTGATCCGGCAAACAAAC
CACCGCTGGTAGCGGTGGTTTTTTTTGTTTGAAGCAGCAGATTACGCGCAGAAAAAAAGGATCT
CAAGAAGATCCTTTGATCTTTTCTACGGGGTCTGACGCTCAGTGAACGAAAACCTCACGTTAAG
GGATTTTGGTCATGAGATTATCAAAAAGGATCTTACCTAGATCCTTTTAAATTA AAAATGAAGT
TTTAAATCAATCTAAAGTATATATGAGTAAACTTGGTCTGACAGTACCAATGCTTAATCAGTGA
GGACCTATCTCAGCGATCTGTCTATTTTCGTTTCATCCATAGTTGCTGACTCCCCGTCGTGTAGA
TAACTACGATACGGGAGGGCTTACCATCTGGCCCCAGTGCTGCAATGATACCGCGAGACCCACG

CTCACCGGCTCCAGATTTATCAGCAATAAACAGCCAGCCGGAAGGGCCGAGCGCAGAAGTGGT
CCTGCAACTTTATCCGCCTCCATCCAGTCTATTAATTGTTGCCGGGAAGCTAGAGTAAGTAGTTC
GCCAGTTAATAGTTTGCACGTTGTTGCCATTGCTGCAGGCATCGTGGTGTCACGCTCGTCG
TTTGGTATGGCTTCATTCAGCTCCGGTCCCAACGATCAAGGCGAGTTACATGATCCCCATGTT
GTGCAAAAAGCGGTTAGCTCCTTCGGTCCCGATCGTTGTCAGAAGTAAGTTGGCCGCAGTG
TTACTACTCATGGTTATGGCAGCACTGCATAATTCTCTTACTGTCATGCCATCCGTAAGATGCTT
TTCTGTGACTGGTGAGTACTCAACCAAGTCATTCTGAGAATAGTGTATGCGGGCACCAGATTGC
TCTTGCCCGGGTCAACACGGGATAATACCGCGCCACATAGCAGAACTTTAAAAGTGCTCATCA
TTGAAAACGTTCTTCGGGGCGAAAACTCTCAAGGATCTTACCGCTGTTGAGATCCAGTTCGAT
GTAACCCACTCGTGCACCCAACTGATCTTCAGCATCTTTTACTTTTACCAGCGTTTCTGGGTGAG
CAAAAACAGGAAGGCAAAATGCCGCAAAAAGGGAATAAGGGCGACACGGAAATGTTGAATACT
CATACTCTTCCTTTTTCAATATTATTGAAGCATTATCAGGGTTATTGTCTCATGAGCGGATACAT
ATTTGAATGTATTTAGAAAAATAAACAAATAGGGGTTCCGCGCACTTTTCGGGGAAATGTGCCAC
CTGACGTCTAAGAAACCATTATTATCATGACATTAACCTATAAAAATAGGCGTATCACGAGGCC
TTTCGTCTTC

Vector Bio-safety Information

At the University of Iowa, all varieties of viral vectors produced at the Viral Vector Core are required to be handled at Biosafety Level 2 (BSL2). In animal studies, adenoviral vectors require ABL2 containment. Please check with your institution's Biosafety Officer to confirm local requirements

Adenovirus Background:

Adenoviruses are very important tool in basic research. They are used to identify proteins role in different biological processes both *in vivo* and *in vitro*. Virus construction is performed using the RapAd™ System developed by the University of Iowa GTVC (For description, refer to the article "[A simple method for the rapid generation of recombinant adenovirus vectors](#)" published in [Gene Therapy 7:1034-1038, 2000](#)).

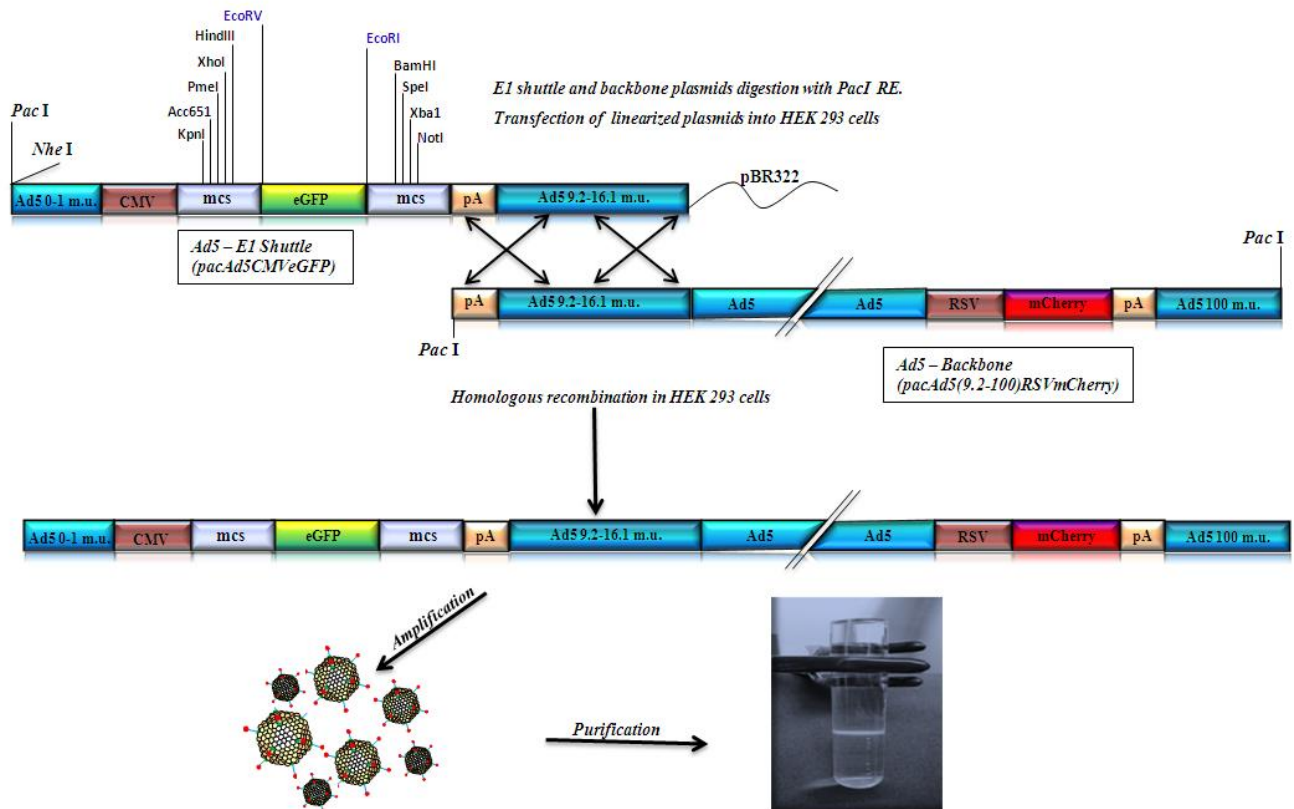
Adenovirus vectors prepared in the core are E1 and E3 deleted. They have a total E1a deletion (*m.u. 1.4 to 4.5) plus a partial E1b deletion (*m.u. 4.7 to 9.2). These deletions are what make the vector replication deficient. They also have a partial E3 deletion, 720bp for the sub360 backbone, a 1.6Kb deletion for the dl309 backbone and a 3.1Kb deletion for the total E3 deleted backbone.

*m.u = Map units (1 m.u = 360bp)

Characteristics:

- Episomal gene expression.
- Infects dividing and non-dividing cells.
- Transient high-level protein expression.
- Accommodates inserts of up to 7.5kb. Larger inserts can be added, provided that an equivalent part of the viral genome has been properly deleted.
- High viral titer can be produced, 1E+10 to 5E+10pfu/ml (1E+12pt/ml) to 8E+10 to 1E+11/ml (1E+13pt/ml).

Adenovirus Construction RapAd™ System



Disadvantages and adverse effects:

- Elicits host immune response, thus depleting the number of transduced cells *in-vivo*.
- Viral particles can be neutralized by the host immune response.
- Short-term expression of the transgene due to lack of integration into the host genome.

Recombination:

The recombinant adenoviruses can revert to wild type during virus production, thus packaging replication competent particles (RCA). For this reason, each new lot produced at the core is tested for the presence of RCA by immuno-staining.

References:

- **RapAd™ System:** Anderson RD, Haskell RE, Xia H, Roessler BJ, Davidson BL. *"A simple method for the rapid generation of recombinant adenovirus vectors"*. Gene Ther. 2000 Jun;7(12):1034-8
- **A195 Buffer:** [Evans RK](#), [Nawrocki DK](#), [Isopi LA](#), [Williams DM](#), [Casimiro DR](#), [Chin S](#), [Chen M](#), [Zhu DM](#), [Shiver JW](#), [Volkin DB](#). *Development of stable liquid formulations for adenovirus-based vaccines*. [J Pharm Sci](#). 2004 Oct;93(10):2458-7

Contact Information:**Viral Vector Core**

University of Iowa
500 Newton Road
221 Eckstein Medical Research Building
Iowa City, IA 52242
Tel: (319) 335-6726
vectors@uiowa.edu

Specific Information on VVC-U of Iowa-1174 Ad5CMVCre-eGFP vector and plasmid G0169 pAd5CMVCre-eGFPSV40pA**Background on Cre Recombinase**

This plasmid and vector express the Cre recombinase protein. This protein is derived from the P1 bacteriophage and belongs to the integrase family of site-specific recombinases. It recognizes 34bp sequences known as *loxP* sites, shown below.

13bp 8bp 13bp
ATAACTTCGTATA - NNNTANNN -TATACGAAGTTAT

Variations of the "N" base pairs allows multiple, specific *loxP* sites to be used at the same time. Depending on how the *loxP* sites are set up, the gene of interest can be turned off, turned on, or integrated into other sections of DNA.

The VVC tests for the presence and activity of Cre recombinase using the Flex-reporter system. This system uses a reporter in the reverse orientation flanked by two separate and different pairs of *loxP* sites. When infected or transfected with virus or plasmid with this cassette will not express the reporter gene under normal circumstances, but will express when exposed to Cre recombinase.

For more information on Cre recombinase please see [Cre recombinase: the universal reagent for genome tailoring](#).

Background on Virus production

The virus was made with our pacAd5(9.2-100)sub360 viral backbone. This backbone has a fully deleted E1a protein, a partially deleted E1b protein, and a partially deleted E3 protein to make the virus replication deficient. Ad5CMVCre-eGFP vector preparations are purified by double CsCl protocol and

dialyzed and stored in our A-195 buffer. All preparations are titered on HEK 293 cells using the Clontech Adeno-X titer kits and also tested for replication competent particles (RCA). All preparations are also tested for activity and presence of Cre recombinase protein on A549 cells.

Bacterial Backbone:

The bacterial backbone is derived from pBR322 plasmid.

Antibiotic Resistance:

The adenovirus plasmids are ampicillin resistant. We recommend using an ampicillin concentration of 100ug/ml of media.

E. coli Competent Cell Recommendations:

We recommend using DH5a cells to grow the adenovirus plasmids.