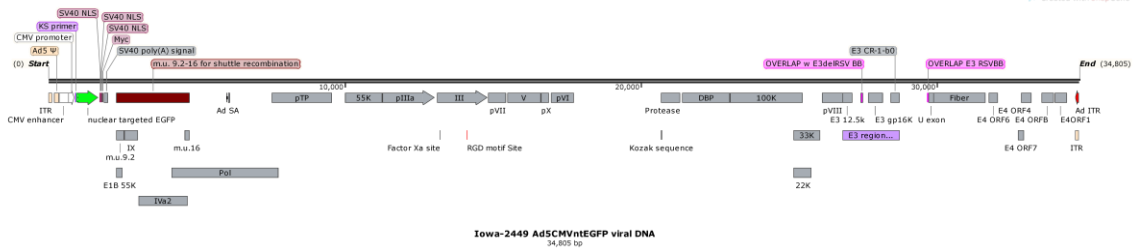


Plasmid: G0943 pacAd5CMVntEGFP
Virus Catalog #: VVC-U of Iowa-2449
pacAd5CMVntEGFP



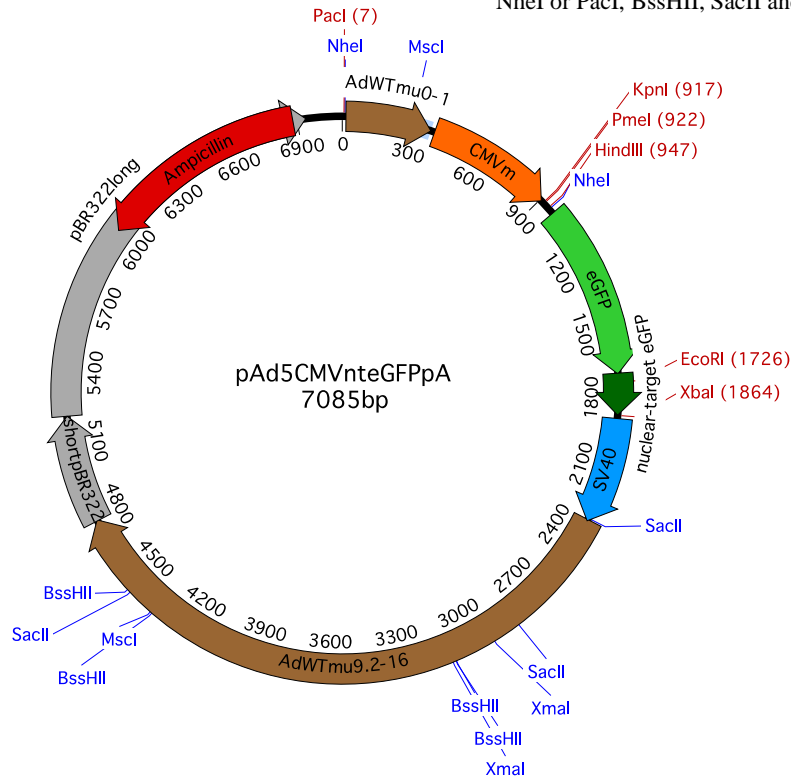
VIRAL VECTOR CORE

Viral DNA 34,805 bp



Antibiotic Resistance: Ampicillin.
Backbone: pBR322

Note: To check the integrity of the Ad5 plasmid, perform single restriction enzyme digestions with NheI or PacI, BssHII, SacII and XmaI.



pAd5CMVntEGFP Sequence 7085bp

<u>Coordinates</u>	<u>Feature</u>
16-118	ITR
17-365;	Ad 5 viral genome map units 0-1.0
1441-1837	Ad 5 viral genome map units 9.2-16
385-907	mCMV
976-1863	eGFP-nuclearTag
1878-2315	SV40pA
4775-5217	short pBR322
5218-6935	long pBR322
6022-6882	Ampicillin

AATTAATTAAGCTAGCATCATCAATAATATACCTTATTTTTGGATTGAAGCCAATATGATAATGAGGGGTGGAGTTTGTGACGTGGCGCGGGGGCGTGGGAACGGGGCGGGTACGTAGTAGTG
TGGCGGAAGTGTGATGTTGCAAGTGTGGCGAACACATGTAAGCGACGGATGTGGCAAAG
TGACGTTTTTGGTGTGCGCCGTGTACACAGGAAGTGACAATTTTCGCGCGTTTTAGGCG
GATGTTGTAGTAAATTTGGGCGTAACCGAGTAAGATTTGGCCATTTTCGCGGAAAACTGAA
TAAGAGGAAGTGAATCTGAATAATTTGTGTTACTCATAGCGCGTAATATTTGTCTAGGGAG
ATCAGCCTGCAGGTGTTACATAACTTACGGTAAATGGCCCCCCTGGCTGACCGCCCAACG
ACCCCCGCCATTGACGTCAATAATGACGTATGTTCCCATAGTAACGCCAATAGGGACTTTC
CATTGACGTCAATGGGTGGAGTATTTACGGTAAACTGCCACTTGGCAGTACATCAAGTGTA
TCATATGCCAAGTACGCCCCCTATTGACGTCAATGACGGTAAATGGCCCCCCTGGCATTATG
CCCAGTACATGACCTTATGGGACTTTCTACTTGGCAGTACATCTACGTATTAAGTCATCGCTA
TTACCATGGTGTGCGGTGGCAGTACATCAATGGGCGTGGATAGCGGTTTGACTCAGC
GGGATTTCCAAGTCTCCACCCCATTGACGTCAATGGGAGTTTGTGTTTGGCACCAAAATCAAC
GGGACTTTCCAAAATGTCGTAACAACCTCCGCCCATTTGACGCAAATGGGCGGTAGGCCTGT
ACGGTGGGAGGTCTATATAAGCAGAGCTCGTTTAGTGAACCGTCAGATGGTACCGTTTTAAAC
TCGAGGTGCACGGTATCGATAAGCTTCGCTAGCGCTACCGGTCGCCACCATGGTGAGCAAG
GGCGAGGAGCTGTTCACCGGGGTGGTGGCCATCCTGGTCGAGCTGGACGGCGACGTAAC
GGCCACAAGTTCAGCGTGTCGGGCGAGGGCGAGGGCGATGCCACCTACGGCAAGCTGACC
CTGAAGTTCATCTGCACCACCGGCAAGCTGCCCGTGCCTGGCCACCCTCGTGACCACCC
TGACCTACGGCGTGCAGTGCTTACGCCGTACCCCGACCACATGAAGCAGCACGACTTCTT
CAAGTCCGCCATGCCCGAAGGCTACGTCCAGGAGCGCACCATCTTCTTCAAGGACGACGGC
AACTACAAGACCCGCGCCGAGGTGAAGTTCGAGGGCGACACCCTGGTGAACCGCATCGAG
CTGAAGGGCATCGACTTCAAGGAGGACGGCAACATCCTGGGGCACAAGCTGGAGTACAAC
ACAACAGCCACAACGTTATATCATGGCCGACAAGCAGAAGAACGGCATCAAGGTGAACTT
CAAGATCCGCCACAACATCGAGGACGGCAGCGTGCAGCTCGCCGACCACTACCAGCAGAA
CACCCCATCGCGACGGCCCCGTTGCTGCCGACAACCACTACCTGAGCACCCAGTCC
CGCCCTGAGCAAAGACCCCAACGAGAAAGCGGACGCATGATGTTTGGCTGGAGTCCGTAACC
GCCGCCGGGATCACTCTCGGCATGGACGAGCTGTACAAGTCCGGCCGGACTCAGATCTCG
AGCTCCAGCTTCCAATTCGAGATCCAAAAAAGAAGAGAAAGGTAGATCCAAAAAAGAAGAG
AAAGGTAGATCCAAAAAAGAAGAGAAAGGTAGATACGGCCGACAGCAAAAACTCATCTCAG
AAGAGGATCTGAATGGGGCCGCATAGTCTAGAGCGGCCGCACAGCGGGGAGATCCAGAC
ATGATAAGATAACATGATGAGTTTGGACAAACCACAACACTAGAATGCAGTGAATAAATGCTTT
ATTTGTGAAATTTGTGATGCTATTGCTTTATTTGTAACCATATAAGCTGCAATAAACAAGTTA
ACAACAACAATTGCATTCATTTTATGTTTACGGTTTACGGGGGAGGTGTGGGAGTTTTTTAA
GCAAGTAAACCTCTACAAATGTGGTATGGCTGATTATGATCCGGCTGCCTCGCGGTTTTCG
GTGATGACGGTAAAACCTCTGACACATGCAGCTCCCGGAGACGGTCACAGCTTGTCTGTA
AGCGGATGCCGGGAGCAGACAAGCCCGTCCAGGGCGCGTCAGCGGGTGTGGCGGGTGT
GGGGCGCAGCCATGAGGTCGACTCTAGTCCCGCGGTGGCAGATCTGGAAGGTGCTGAGG
TACGATGAGACCCGCACCAGGTGCAGACCCTGCGAGTGTGGCGGTAACATATTAGGAACC
AGCCTGTGATGCTGGATGTGACCGAGGAGCTGAGGCCCGATCACTTGGTGTGCTGGCCTGCA
CCCAGCTGAGTTTGGCTCTAGCGATGAAGATACAGATTGAGGTACTGAAATGTGTGGGCG
TGGCTAAGGGTGGGAAAGAATATAAGGTGGGGTCTTATGTAGTTTTGTATCTGTTTTG
CAGCAGCCGCCGCCCATGAGCACCAACTCGTTTGTATGGAAGCATTGTGAGCTCATATT

GACAACGCGCATGCCCCCATGGGCCGGGGTGCCTCAGAATGTGATGGGCTCCAGCATTGA
TGGTCGCCCGTCTGCCCCGAACTCTACTACCTTACCTACGAGACCGTGTCTGGAACG
CCGTTGGAGACTGCAGCCTCCGCCGCGCTTCAGCCGCTGCAGCCACCGCCCGCGGGATT
GTGACTGACTTTGCTTTCTGAGCCCGCTTGAAGCAGTGCAGCTTCCCGTTCATCCGCC
GCGATGACAAGTTGACGGCTCTTTTGGCACAATTGATTCTTTGACCCGGAACCTTAATGTC
GTTTCTCAGCAGCTGTTGGATCTGCGCCAGCAGGTTTCTGCCCTGAAGGCTTCCCTCCCTC
CCAATGCGGTTTAAACATAAATAAAAAACCAGACTCTGTTTGGATTTGGATCAAGCAAGTGT
CTTGCTGTCTTTATTTAGGGGTTTTGCGCGCGCGGTAGGCCCGGGACCAGCGGTCTCGGTC
GTTGAGGGTCTGTGTATTTTTCCAGGACGTGGTAAAGGTGACTCTGGATGTTTACAGATACA
TGGGCATAAGCCCGTCTCTGGGGTGGAGGTAGCACCCTGCAGAGCTTCATGCTGCGGGG
TGGTGTGTAGATGATCCAGTCTGAGCAGGAGCGCTGGGCGTGGTGCCTAAAAATGTCTTT
CAGTAGCAAGCTGATTGCCAGGGGACAGGCCCTTGGTGTAAAGTGTTTACAAAGCGGTTAAGC
TGGGATGGGTGCATACGTGGGGATATGAGATGCATCTTGGACTGTATTTTTAGGTTGGCTAT
GTTCCAGCCATATCCCTCCGGGGATTGATGTTGTGCAGAACCACCAGCACAGTGTATCCG
GTGCACTTGGGAAATTTGTCATGTAGCTTAGAAGGAAATGCGTGGAAGAACTTGGAGACGC
CCTTGTGACCTCCAAGATTTTCCATGCTTCCGTCATAATGATGGCAATGGGCCCCAGGGCGC
GCGGCTGGGCGAAGATATTTCTGGGATCACTAACGTCATAGTTGTGTTCCAGGATGAGATC
GTCATAGGCCATTTTTACAAAGCGCGGGCGGAGGGTGCCAGACTGCGGTATAATGTTCCA
TCCGGCCCAGGGGCGTAGTTACCCTCACAGATTTGCATTTCCACGCTTTGAGTTCAGATGG
GGGATCATGTCTACCTGCGGGGCGATGAAGAAAACGGTTTCCGGGGTAGGGGAGATCAG
CTGGGAAGAAAGCAGGTTCTGAGCAGCTGCGACTTACCGCAGCCGGTGGGCCCGTAAAT
CACACCTATTACGGGCTGCAACTGGTAGTTAAGAGAGCTGCAGCTGCCGTCATCCCTGAGC
AGGGGGGCCACTTCGTTAAGCATGTCCCTGACTCGCATGTTTTCCCTGACCAAATCCGCCA
GAAGGCGCTCGCCGCCAGCGATAGCAGTTCTTGAAGGAAGCAAAGTTTTTCAACGTTTT
GAGACCGTCCGCCGTAGGCATGCTTTTGAAGGTTTTGACCAAGCAGTTCCAGGCGGTCCCAC
AGCTCGGTACCTGCTCTACGGCATCTCGATCCAGCATATCTCCTCGTTTCGCGGGTTGGG
GCGGCTTTGCTGTACGGCAGTAGTCGGTGCTCGTCCAGACGGGCCAGGGTCATGTCTTTC
CACGGGCGCAGGGTCCCTCGTCAGCGTAGTCTGGGTACGGTGAAGGGGTGCGCTCCGGG
CTGCGCGCTGGCCAGGGTGGGCTTGAAGGCTGGTCCCTGCTGGTGAAGCGCTGCCGGT
TTCGCCCTGCGCGTCCGGCAGGTAGCATTGACCATGGTGTGTCATAGTCCAGCCCCTCCGCG
GCGTGGCCCTTGGCGCGCAGCTTGCCCTTGAGGAGGGCGCCGCACGAGGGGCAGTGACAG
ACTTTTGAAGGCGTAGAGCTTGGGCGCGAGAAATACCGATTCCGGGGAGTAGGCATCCGC
GCCGCAGGCCCGCAGACGGTCTCGCATTCCACGAGCCAGGTGAGCTCTGGCCGTTCCGGG
GTCAAAAACCAGGTTTCCCCATGCTTTTTGATGCGTTTTTACCTCTGGTTTCCATGAGCCG
GTGTCCACGCTCGGTGACGAAAAGGCTGTCCGTGTCCCGTATACAGACTTGAGAGGCCTG
TCTCGACCGATGCCCTTGAGAGCCTTCAACCCAGTCAGCTCCTTCCGGTGGGCGCGGGG
CATGACTATCGTCGCCGCACTTATGACTGTCTTCTTTATCATGCAACTCGTAGGACAGGTGC
CGGCAGCGCTCTGGGTCATTTTCGGCGAGGACCGCTTTCGCTGGAGCGCGACGATGATCG
GCCTGCTGCTTGGGTATTGGAATCTTGCACGCCCTCGCTCAAGCCTTCTCACTGGTCC
CGCCACCAAACGTTTTCGGCGAGAAGCAGGCCATTATCGCCGGCATGGCGGCCGACGCGCT
GGGTACGTCTTGTGGCGTTCCGCGACGCGAGGCTGGATGGCCTTCCCCATTATGATTCTT
CTCGCTTCCGGCGGCATCGGGATGCCCGCGTTGACAGGCCATGCTGTCCAGGCAGGTAGAT
GACGACCATCAGGGACAGCTTCAAGGCCAGCAAAAAGGCCAGGAACCGTAAAAAGGCCGCG
TTGCTGGCGTTTTTCCATAGGCTCCGCCCCCTGACGAGCATCACAAAAATCGACGCTCAAG
TCAGAGGTGGCGAAACCCGACAGGACTATAAAGATACCAGGCGTTTCCCCCTGGAAGCTCC
CTCGTGCCTCTCCTGTTCCGACCCTGCCGCTTACCGGATACCTGTCCGCCCTTCTCCCTTC
GGGAAGCGTGGCGCTTTCTCATAGCTCACGCTGTAGGTATCTCAGTTCGGTGTAGGTCGTT
CGTCCAAGCTGGGCTGTGTGCACGAACCCCGTTCAGCCCGACCGCTGCGCCTTATCC
GGTAACTATCGTCTTGAGTCCAACCCGGTAAGACACGACTTATCGCCACTGGCAGCAGCCA
CTGGTAAACAGGATTAGCAGAGCGAGGTATGTAGGCGGTGCTACAGAGTTCTTGAAGTGGTG
GCCTAACTACGGCTACACTAGAAGGACAGTATTTGGTATCTGCGCTCTGCTGAAGCCAGTTA
CCTTCGAAAAAAGAGTTGGTAGCTCTTGATCCGGCAAACAAACCACCGCTGGTAGCGGTGG
TTTTTTTGTGCAAGCAGCAGATTACGCGCAGAAAAAAGGATCTCAAGAAGATCCTTTGAT
CTTTTCTACGGGGTCTGACGCTCAGTGGAACGAAAACCTCACGTTAAGGGATTTTGGTCATGA
GATTATCAAAAAGGATCTTACCTAGATCCTTTTAAATTAATAAAGTAAAAATCAATCTA
AAGTATATAGAGTAAACTTGGTCTGACAGTTACCAATGCTTAATCAGTGAGGCACCTATCTC

AGCGATCTGTCTATTTGTTTCATCCATAGTTGCCTGACTCCCCGTCGTGTAGATAACTACGAT
ACGGGAGGGCTTACCATCTGGCCCCAGTGCTGCAATGATACCGCGAGACCCACGCTCACC
GGCTCCAGATTTATCAGCAATAAACCAGCCAGCCGGAAGGGCCGAGCGCAGAAGTGGTCTT
GCAACTTTATCCGCCTCCATCCAGTCTATTAATTGTTGCCGGGAAGCTAGAGTAAGTAGTTC
GCCAGTTAATAGTTTTCGCAACGTTGTTGCCATTGCTGCAGGCATCGTGGTGTACGCTCGT
CGTTTGGTATGGCTTCATTCAGCTCCGGTCCCAACGATCAAGGCGAGTTACATGATCCCCC
ATGTTGTGCAAAAAGCGGTTAGTCTCCTTCGGTCCCGATCGTTGTGAGAAGTAAGTTGGC
CGCAGTGTATCACTCATGGTTATGGCAGCACTGCATAATTCTCTTACTGTGCATGCCATCCGT
AAGATGCTTTTCTGTGACTGGTGAAGTACTCAACCAAGTCATTCTGAGAATAGTGTATGCGGC
GACCGAGTTGCTCTTGGCCGGCGTCAACACGGGATAATACCGCGCCACATAGCAGAAGTTT
AAAAGTGCTCATCATTGGAAAACGTTCTTCGGGGCGAAAACCTCAAGGATCTTACCGCTGT
TGAGATCCAGTTTCGATGTAACCCACTCGTGCACCCAACTGATCTTCAGCATCTTTACTTTCA
CCAGCGTTTCTGGGTGAGCAAAAACAGGAAGGCAAAATGCCGCAAAAAGGGAATAAGGGC
GACACGGAAATGTTGAATACTCATACTCTTCCTTTTCAATATTATTGAAGCATTATCAGGGT
TATTGTCTCATGAGCGGATACATATTTGAATGTATTTAGAAAAATAACAATAGGGGTTCCG
CGCACTTTTTCGGGGAAATGTGCCACCTGACGTCTAAGAAAACATTATTATCATGACATTAACC
TATAAAAATAGGCGTATCACGAGGCCCTTTCGTCTTC

Vector Bio-safety Information

At the University of Iowa, all varieties of viral vectors produced at the Viral Vector Core are required to be handled at Biosafety Level 2 (BSL2). In animal studies, adenoviral vectors require ABL2 containment. Please check with your institution's Biosafety Officer to confirm local requirements

Adenovirus Background:

Adenoviruses are very important tool in basic research. They are used to identify proteins role in different biological processes both *in vivo* and *in vitro*. Virus construction is performed using the RapAd™ System developed by the University of Iowa GTVC (For description, refer to the article "*A simple method for the rapid generation of recombinant adenovirus vectors*" published in [Gene Therapy 7:1034-1038, 2000](#)). Adenovirus vectors prepared in the core are E1 and E3 deleted. They have a total E1a deletion (*m.u. 1.4 to 4.5) plus a partial E1b deletion (*m.u. 4.7 to 9.2). These deletions are what make the vector replication deficient. They also have a partial E3 deletion, 720bp for the sub360 backbone, a 1.6Kb deletion for the dl309 backbone and a 3.1Kb deletion for the total E3 deleted backbone.*m.u = Map units (1 m.u = 360bp)

Characteristics:

- Episomal gene expression.
- Infects dividing and non-dividing cells.
- Transient high-level protein expression.
- Accommodates inserts of up to 7.5kb. Larger inserts can be added, provided that an equivalent part of the viral genome has been properly deleted.
- High viral titer can be produced, 1E+10 to 5E+10pfu/ml (1E+12pt/ml) to 8E+10 to 1E+11/ml (1E+13pt/ml).

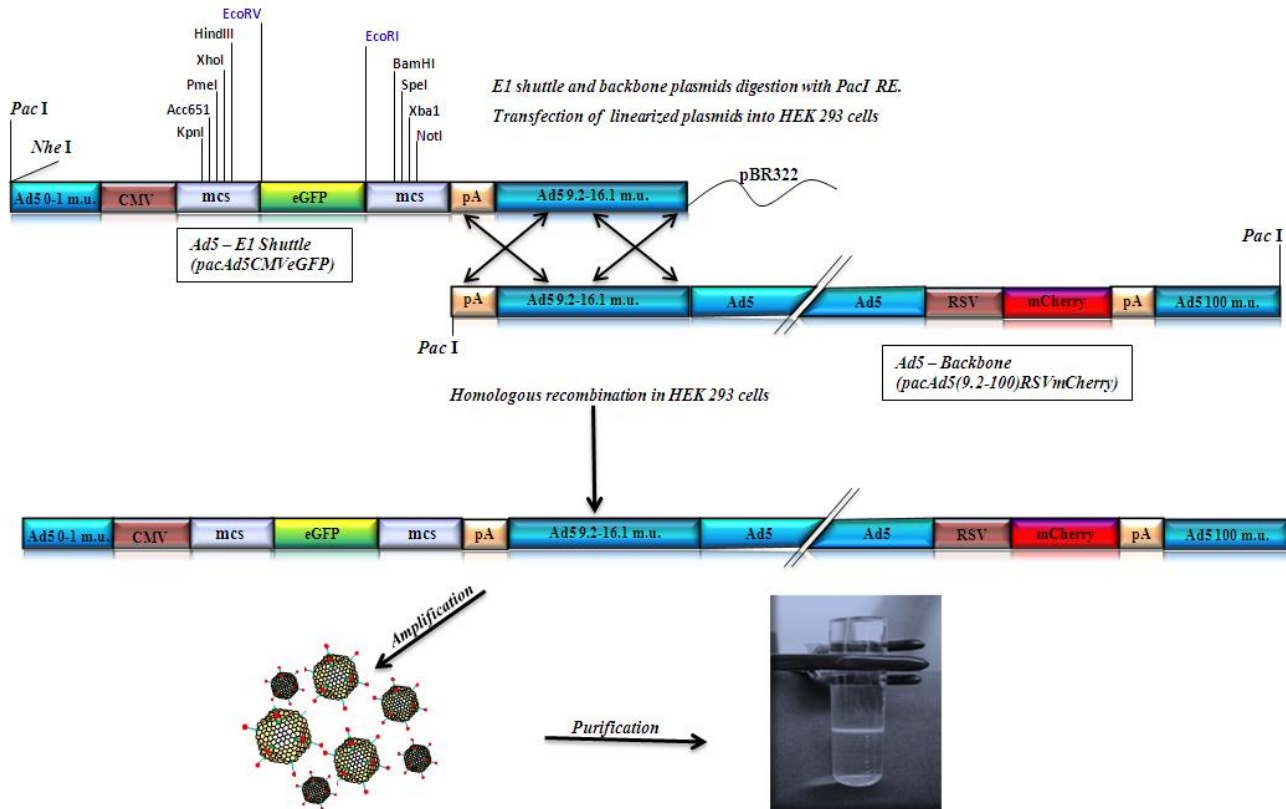
Disadvantages and adverse effects:

- Elicits host immune response, thus depleting the number of transduced cells *in-vivo*.
- Viral particles can be neutralized by the host immune response.
- Short-term expression of the transgene due to lack of integration into the host genome.

Recombination:

The recombinant adenoviruses can revert to wild type during virus production, thus packaging replication competent particles (RCA). For this reason, each new lot produced at the core is tested for the presence of RCA by immuno-staining.

Adenovirus Construction RapAd™ System



References:

- **RapAd™ System:** Anderson RD, Haskell RE, Xia H, Roessler BJ, Davidson BL. *"A simple method for the rapid generation of recombinant adenovirus vectors"*. Gene Ther. 2000 Jun;7(12):1034-8
- **A195 Buffer:** [Evans RK](#), [Nawrocki DK](#), [Isopi LA](#), [Williams DM](#), [Casimiro DR](#), [Chin S](#), [Chen M](#), [Zhu DM](#), [Shiver JW](#), [Volkin DB](#). *Development of stable liquid formulations for adenovirus-based vaccines*. J Pharm Sci. 2004 Oct;93(10):2458-7

Contact Information:

Viral Vector Core
 University of Iowa
 500 Newton Road
 240 Eckstein Medical Research Building
 Iowa City, IA 52242
 Tel: (319) 335-6726
vectors@uiowa.edu